

MOULDED CASE CIRCUIT BREAKER







Westinghouse

Leading The Future of Electrification

- A Global Heritage Brand with 130 Years of Product Innovation
- Perfect Products, Creative Services, and Competitive Price

Since 1886, Westinghouse Has Brought The Best To Life.

Westinghouse remains a trusted name globally in consumer and industrial products. Built on a heritage of innovation and entrepreneurial spirit, Westinghouse products were the first to supply the United States with AC electric power, transmit a commercial radio broadcast and capture man's first step on the moon. Today, Westinghouse continues to grow its diverse portfolio with a wide range of product categories that include home appliances, consumer electronics, lighting and power generation.

Moulded Case Circuit Breaker

Full Range of MCCB from 16-1600A According to IEC/EN 60947-2

1

Moulded Case Circuit Breakers



Circuit Breaker type		G125			F160			J250		
Type of Breaker		GD	GI	GS	FI	FS	FH	JI	JS	JH
Poles	Number of	1,2,3,4			2,3,4			3-4		
Rated insulation voltage	Ui (Volts)	800	800	800	800	800	800	800	800	800
Rated impulse withstand voltage	Uimp (kV)	8	8	8	8	8	8	8	8	8
Rated operational voltage Ue	Volts AC	415	415	415	415	415	415	415	415	415
	Volts DC	250	250	250	250	250	250	250	250	250
Line Protection device										
Category of use		A	A	A	A	A	A	A	A	A
Suitable for use as a isolator	Positive ON and OFF	Yes	Yes	Yes	Yes	Yes	Yes	Yes	Yes	Yes
Rated current Ith = Ie (Max)		125			160			250		
Ultimate breaking capacity Icu (kA)	230/240V AC	40	65	65	65	85	85	65	65	85
	400/415V AC	18	25	36	25	36	50	25	36	50
	440V AC	18	18	25	18	25	30	18	25	30
	500V AC	14	14	18	14	18	22	14	18	22
	690V AC	6	6	6	6	6	8	6	6	8
	250V DC	10	10	25	10	25	25	10	25	25
Service breaking capacity Ics (%Icu)	≤ 500V	100%	100%	70%	100%	100%	100%	100%	100%	100%
	690V AC	100%	100%	70%	100%	100%	100%	100%	100%	100%
Making capacity Icm (kA peak)	400/415V AC	36	52.5	75.6	52.5	75.6	105	52.5	75.6	105
	500V AC	28	28	36	28	36	46.2	28	36	46.2
Single phase breaking capacity I _{ph} (kA)	230V AC	18	25	36	25	36	50	25	35	50
Endurance (Number of operations)	Mechanical	14000			14000			14000		
	Electrical at In and 415V AC	2000			2000			2000		
Endurance (On-Tripped operations)	Mechanical	7000			14000			14000		
	Thermal Magnetic F *1									
Trip Units	Thermal Magnetic T *2									
	Thermal Magnetic TM *3									
	Electronic LSI									
	Electronic LSIG									
Non Automatic Circuit Breaker / Switch type		G125			F160			J250		
Type of Device		GIY125			FIY160			JIY250		
Rated current In (class AC23)	220V AC to 690V AC	125			160			250		
Rated making capacity	Icm (kA peak)	1.7			4.2			5.7		
Short-term withstand current Icw (kA)	Icw eff. 1 second	1.2			3			4		

Installation

Circuit Breaker or Switch type		G125				F160			J250	
Number of poles		1	2	3	4	2	3	4	3	4
Mounting	Fixed	Yes				Yes			Yes	
	Plug-in	No				Yes			Yes	
	Draw-out	No				No			Yes	
Connection	Line	Cable				Cable			Cable	
	Load	Cable				Cable			Cable	
	Cable Size	3-95mm ²				16-150mm ²			25-185mm ²	
Dimensions (h x w x d) mm	Fixed front connection	130x25x76.8	130x50x76.8	130x75x76.8	130x100x76.8	155x60x77	155x90x77	155x120x77	165x105x77	165x140x77
Weights (kg)	Fixed front connection	0.3	0.5	0.7	0.9	0.85	1.2	1.6	1.5	2.0

*1 Fixed Thermal and Fixed magnetic (5In) (F)

*2 Adjustable Thermal (0.7-1.0) - Fixed Magnetic (5In) (T)

*3 Adjustable Thermal (0.7-1.0) & Adjustable Magnetic (5-10 In) (TM)

*4 72mm Depth for GD,GID Frame.

Moulded Case Circuit Breaker

Full Range of MCCB from 16-1600A According to IEC/EN 60947-2



Circuit Breaker type		K400			K630			L800		N1250	
Type of Breaker		KI	KS	KH	KI	KS	KH	LH		NH	
Poles	Number of	3-4			3-4			3-4		3-4	
Rated insulation voltage	Ui (Volts)	1000			1000			1000		1000	
Rated impulse withstand voltage	Uimp (kV)	12			12			12		12	
Rated operational voltage Ue	Volts AC	415			415			415		415	
	Volts DC	250			250			250		250	
Line Protection device											
Category of use		A			A			A		A	
Suitable for use as a isolator	Positive ON and OFF	YES			YES			YES		YES	
Rated current Ith = Ie (Max)		400			630			800		1250	
Ultimate breaking capacity Icu (kA)	230/240V AC	65	65	85	65	65	85	85		85	
	400/415V AC	25	36	50	25	36	50	70		70	
	440V AC	18	25	30	18	25	30	42		42	
	500V AC	14	18	22	14	18	22	36		36	
	690V AC	6	6	8	6	6	8	20		20	
	250V DC	10	25	25	10	25	25	25		25	
Service breaking capacity Ics (%Icu)	≤ 500V	100%	100%	100%	100%	100%	100%	71.4%		71.4%	
	690V AC	100%	100%	100%	100%	100%	100%	71.4%		71.4%	
Making capacity Icm (kA peak)	400/415V AC	75.6	75.6	105	75.6	75.6	105	154		154	
	500V AC	28	36	46.2	28	36	46.2	75.6		75.6	
Single phase breaking capacity I _p (kA)	230V AC	25	36	50	25	36	50	50		50	
Endurance (Number of operations)	Mechanical	8000			8000			5000		5000	
	Electrical at In and 415V AC	2000			1000			1000		1000	
Endurance (On-Tripped operations)	Mechanical	4000			4000			2500		2500	
Trip Units	Thermal Magnetic F *1										
	Thermal Magnetic T *2										
	Thermal Magnetic TM *3										
	Electronic LSI										
	Electronic LSIg										
Non Automatic Circuit Breaker /Switch type		K400			K630			L800		N1250	
Type of Device		KIY400			KIY630			LIY		NIY	
Rated current In (class AC23)	220V AC to 690V AC	400			630			800		1600	
Rated making capacity	Icm (kA peak)	71			9.2			14.1		28.3	
Short-term withstand current Icw (kA)	Icw eff. 1 second	5			6.5			10		20	

Installation

Circuit Breaker or Switch Type		K400		K630		L800		N1250	
Number of poles		3	4	3	4	3	4	3	4
Mounting									
Fixed	Fixed	Yes		Yes		Yes		Yes	
	Plug-in	Yes		Yes		Yes		Yes	
	Draw-out	Yes		Yes		Yes		Yes	
Connection	Line	Lug & End cap		Lug & End cap		Busbar ext		Busbar ext	
	Load	Busbar ext		Busbar ext		Busbar ext		Busbar ext	
	Cable Size	35-300mm ²		35-300mm ²		95-500mm ²		95-500mm ²	
Dimensions (H x W x D) mm	Fixed front connection	257 x 140 x 111.7	257 x 185 x 111.7	257 x 140 x 111.7	257 x 185 x 111.7	275 x 210 x 114	275 x 280 x 114	406 x 210 x 140	406 x 280 x 140
Weights (kg)	Fixed front connection	5.7	7.5	5.7	7.5	9.5	12.5	21.3	28.3

*1 Fixed Thermal and Fixed magnetic (5In) (F)

*2 Adjustable Thermal (0.7-1.0) - Fixed Magnetic (5In) (T)

*3 Adjustable Thermal (0.7-1.0) & Adjustable Magnetic (5-10 In) (TM)

Moulded Case Circuit Breaker

1

Moulded Case Circuit Breakers



Contents

- A complete line of selective and current limiting breakers
- Protection with flexible trip units.
- All accessories available safe and easy to mount.
- Wide range of electrical and mechanical operators.
- Versatile installation options.

A full solution for low voltage distribution

Westinghouse circuit breakers has been developed as a line of aesthetically and technically coordinated protection devices for low voltage distribution and control applications. The circuit breakers are available in 6 sizes, each of which is tailored to the individual requirements associated with its application. The line offers a current range running from 16A to 1600A in single, 2, 3 and 4 pole ratings. Numerous versions as fixed, plug-in and draw-out are available and the line is completed with a full range of accessories.

G125

Rated at 125A, the G frame size is designed for use in both a DIN-rail environment with modular equipment and in industrial applications. It is supplied with terminals suitable for direct connection of one or two conductors totalling up to 95 mm² and is available as a thermal magnetic breaker, and a moulded case switch. The G125 bridges the gap between residential miniature circuit breakers and industrial moulded case circuit breakers.



F160

Rated at 160, the F160 frame sizes are designed for side-by-side mounting with G125 types in panels. F160 sizes are equipped with IPXXB Terminals suitable for direct connection of one or two conductors totalling up to 150 mm² and is available as a thermal magnetic breaker, and a moulded case switch.



J250

Rated at 250A, the J250 frame size are suitable for cable connection up to 185mm² for direct busbar connection or cable lugs.

The J250 frame connection area features easy to access busbar connections. Cable lugs for use with single or multiple copper or aluminum conductors are optionally available.



K400, K630

Rated at K400, K630 frame sizes are designed for use with the J250 and F160 & G125 frame sizes.

The design uses thermomagnetic and electronic trips units available in a number of performance.

The K400, K630 frame connection area features easy to access busbar connections or cable lugs for use with single or multiple copper or aluminum conductors Direct easily to to 300 mm²




L800

Rated at 800A L frame.

The design uses thermomagnetic and electronic trips units available in a number of performance ratings.

The L800 frame connection area features easy to access busbar connections or cable lugs for use with single or multiple copper or aluminum conductors up to 500mm² size.



Breaking Type → **KS630**

Insulation Voltage → **Ui 1000V Uimp:12kV**
630 A max (In) 3 Pole

Temperature Standard → **IEC/EN60947-2 55°C**
(50/60Hz) Cat.A

Catalogue Number → **Cat.No.KS3630TM**

Circuit Breaker	
In	= 630A
Ir	= 440-630A
Ue (50/60Hz)	Icu/Ics
230/240V	~ 65kA
400/415V	~ 36kA
440V	~ 25kA
500V	~ 18kA
690V	~ 6kA
Ue (DC)	Icu/Ics
250V	2P 25kA
In=Ithe:	630A
Ref.No.	W602629

Breaking Capacities to EN/IEC60947

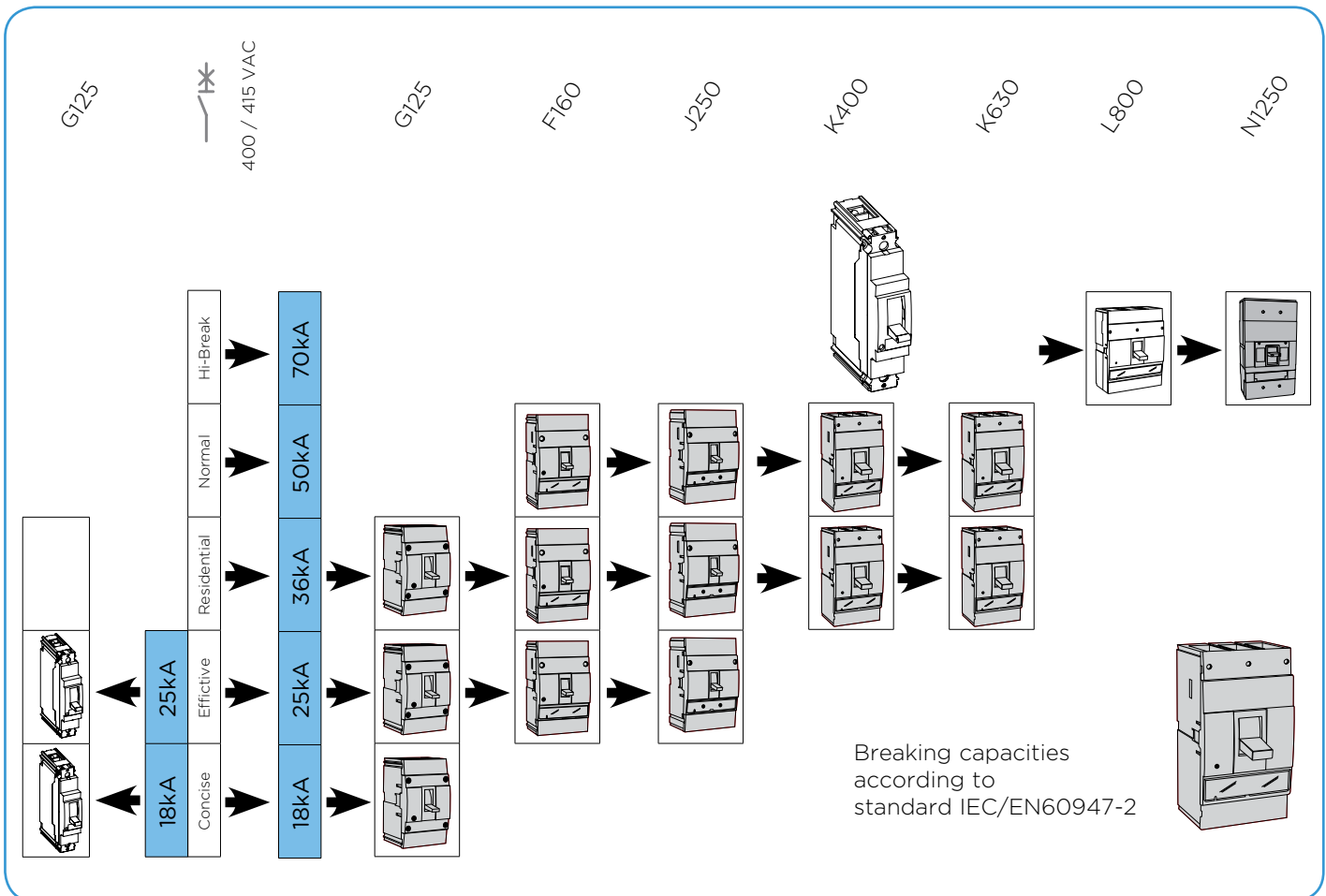
Breaking Current rating

Reference No.

Certification

The WESTINGHOUSE line of circuit breakers has been designed to comply with the following standards:

- EN 60947 Low-voltage switchgear and controlgear
- EN 60947-1: General rules
- EN 60947-2: Circuit-breakers
- EN 60947-3: Switches, disconnectors, switch disconnectors and fuse-combination units



Breaker Accessories

Safe and easy to mount

The internal accessories are designed for safe and easy mounting. The breaker trips upon cover removal and remains tripped until the cover is replaced. Cover removal provides access to a specifically designed, isolated compartment into which the accessories can be mounted easily and safely in conveniently marked areas.

Mounting

Internal accessories can be easily installed into conveniently marked areas in the isolated compartment.

Wiring

External wiring is routed through the top or the side of the breaker lid through break out openings. The wiring can then be connected to the accessory terminals.

Auxiliary and Bell Alarm Switch

Available for all Frames. They offer an auxiliary contact block with normally open and normally closed changeover contacts which are suitable for use in high current and high fidelity applications.

Releases

The shunt and undervoltage releases are special design combining the best in electromechanical and electronic engineering. Most releases are common for AC and DC voltages and are available in a wide voltage range.

Easy-to-mount rotary handles

Fitted onto the breaker front the device allows the vertical handle movement to be changed into a rotary operation with the ON position at 3 o'clock and the OFF position at 6 o'clock.

Easy to install

The handles are available as a mounted through a door or a panel and a version where the operator is mounted on the door or panel front.

The door and/or panel mounted units are equipped with (bypassable) interlocks to prevent the door from opening or the panel being removed whilst the breaker is ON. Each breaker size and breaking capacity rating has its own escutcheon and handle that can be quipped with padlocks and/or a keylock.

Easy to operate

Motor operators Front mounted devices that allow electrical operation of the breaker on which the device is mounted. Westinghouse line offers 6 different electrical operators each tailored to the characteristics of a specific frame size. All of these (one of each frame size) can be mounted in the field.

Common to each of these devices is that they can

be used in a simple connection scheme that can be extended to include a more complex functionality. All Electrical Operators have a user interface that includes a CLEAR and ACCURATE ON, OFF and TRIPPED indication and offer the option to operate locally (Manual) or remotely (Auto).

All devices can be padlocked or keylocked in OFF position.

Easy connection is achieved by locating the terminals in the immediate vicinity of those of the internal accessories and by using terminals with a connection capacity of 0.5 to 2.5mm².

Standard connection options

The breakers are equipped with front access terminals designed to allow the user to quickly and easily connect standard conductors. The G125 & F160 frame has box clamps suited for cable core or busbars while the J250, K400, K630 and L800 frame sizes are configured to allow for easy busbar connection, cable with lugs.

Terminal shields

Each breaker can be fitted with tamper resistant, short or long, terminal shields that allow a IP30 finishing of the product. Backplates and phase separators complete this line and consistently enable the user to connect the products safely.

Plug-in systems

Plug-in mounting systems are available for F, J, K, L & N Frame Breakers.

Plug-in Adapters simplify installation and front removal of circuit breakers. Individual line and load plug-in adapters are available for rear connection applications on 2-, 3- and 4-pole circuit breakers. Common mounting plates for line- and load-end The plug-in system consists of a single-piece moulded base in an IPXXB configuration.

Draw-out system

The Drawout Cassette is available for use with J Frame, K Frame, L Frame, and N Frame, 3- and 4 pole breakers. Also available are drawout cassettes for use with the standard 3-pole 36kA and 50kA. The cassettes consist of two separate components: the movable mechanism, which attaches to the breaker, and the stationary mechanism which houses in the cassette. The stationary mechanism is shipped separately the J Frame, K Frame, L Frame, and N Frame Drawout cassettes, all necessary parts of installation are included in the one catalog number. Features of the drawout cassettes for J Frame, K Frame, L Frame, and N Frame include:

- Trip on drawout - Breaker will trip if it is in the ON position when withdrawn from the cassette.
- Secondary Terminal Block - The drawout cassettes include a secondary terminal block for easier

Frame Size G (16-125) Amperes



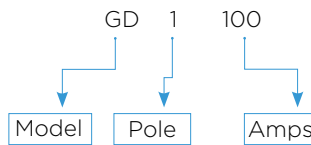
Product description:

Complying to IEC 60947-2,
Maximum continuous Ampere rating at 55°C, Voltage 240/415V,
Frequency 50/60Hz

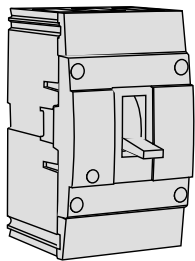
Ue Maximum	415V
Icu	18/25/36 kA
Ics	18/25/25 kA
Ui	800V
Uimp	8kV

Dimension:	H	W	D	Weight Kgs.
1Pole	130	25	76.8	0.3
2Pole		50		0.5
3Pole		75		0.7
4Pole		100		0.9

Marking
CE

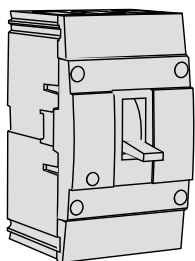


GD-Frame MCCB 18kA AT 415V (Fixed Thermal & Magnetic) @ 55°C



In (A)	1 pole		2 pole		3 pole		4 pole	
	Cat. No.	Ref.No.	Cat. No.	Ref.No.	Cat. No.	Ref.No.	Cat. No.	Ref.No.
16A	GD1016	W602768	GD2016	W602780	GD3016	W602792	GD4016	W602804
20A	GD1020	W602769	GD2020	W602781	GD3020	W602793	GD4020	W602805
25A	GD1025	W602770	GD2025	W602782	GD3025	W602794	GD4025	W602806
32A	GD1032	W602771	GD2032	W602783	GD3032	W602795	GD4032	W602807
40A	GD1040	W602772	GD2040	W602784	GD3040	W602796	GD4040	W602808
50A	GD1050	W602773	GD2050	W602785	GD3050	W602797	GD4050	W602809
63A	GD1063	W602774	GD2063	W602786	GD3063	W602798	GD4063	W602810
70A	GD1070	W602775	GD2070	W602787	GD3070	W602799	GD4070	W602811
80A	GD1080	W602776	GD2080	W602788	GD3080	W602800	GD4080	W602812
90A	GD1090	W602777	GD2090	W602789	GD3090	W602801	GD4090	W602813
100A	GD1100	W602778	GD2100	W602790	GD3100	W602802	GD4100	W602814
125A	GD1125	W602779	GD2125	W602791	GD3125	W602803	GD4125	W602815

GID-Frame MCCB 25kA AT 415V (Fixed Thermal & Magnetic) @ 55°C



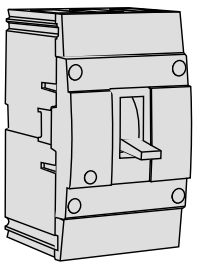
In (A)	1 pole		2 pole		3 pole		4 pole	
	Cat. No.	Ref.No.	Cat. No.	Ref.No.	Cat. No.	Ref.No.	Cat. No.	Ref.No.
16A	GID1016	W606129	GID2016	W606141	GID3016	W606153	GID4016	W606165
20A	GID1020	W606130	GID2020	W606142	GID3020	W606154	GID4020	W606166
25A	GID1025	W606131	GID2025	W606143	GID3025	W606155	GID4025	W606167
32A	GID1032	W606132	GID2032	W606144	GID3032	W606156	GID4032	W606168
40A	GID1040	W606133	GID2040	W606145	GID3040	W606157	GID4040	W606169
50A	GID1050	W606134	GID2050	W606146	GID3050	W606158	GID4050	W606170
63A	GID1063	W606135	GID2063	W606147	GID3063	W606159	GID4063	W606171
70A	GID1070	W606136	GID2070	W606148	GID3070	W606160	GID4070	W606172
80A	GID1080	W606137	GID2080	W606149	GID3080	W606161	GID4080	W606173
90A	GID1090	W606138	GID2090	W606150	GID3090	W606162	GID4090	W606174
100A	GID1100	W606139	GID2100	W606151	GID3100	W606163	GID4100	W606175
125A	GID1125	W606140	GID2125	W606152	GID3125	W606164	GID4125	W606176

① This Breaker will not have provision to fix accessories

Frame Size G (16-125) Amperes

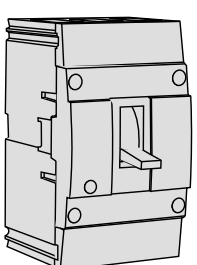
1

Moulded Case Circuit Breakers



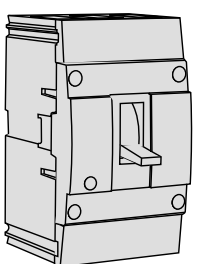
GI-Frame MCCB 25kA AT 415V Ⓢ (Fixed Thermal & Magnetic) 55°C

In (A)	1 pole		2 pole		3 pole		4 pole	
	Cat. No.	Ref.No.	Cat. No.	Ref.No.	Cat. No.	Ref.No.	Cat. No.	Ref.No.
16A	GI1016A	W602000	GI2016A	W602012	GI3016A	W602024	GI4016A	W602036
20A	GI1020A	W602001	GI2020A	W602013	GI3020A	W602025	GI4020A	W602037
25A	GI1025A	W602002	GI2025A	W602014	GI3025A	W602026	GI4025A	W602038
32A	GI1032A	W602003	GI2032A	W602015	GI3032A	W602027	GI4032A	W602039
40A	GI1040A	W602004	GI2040A	W602016	GI3040A	W602028	GI4040A	W602040
50A	GI1050A	W602005	GI2050A	W602017	GI3050A	W602029	GI4050A	W602041
63A	GI1063A	W602006	GI2063A	W602018	GI3063A	W602030	GI4063A	W602042
70A	GI1070A	W602007	GI2070A	W602019	GI3070A	W602031	GI4070A	W602043
80A	GI1080A	W602008	GI2080A	W602020	GI3080A	W602032	GI4080A	W602044
90A	GI1090A	W602009	GI2090A	W602021	GI3090A	W602033	GI4090A	W602045
100A	GI1100A	W602010	GI2100A	W602022	GI3100A	W602034	GI4100A	W602046
125A	GI1125A	W602011	GI2125A	W602023	GI3125A	W602035	GI4125A	W602047



GS-Frame MCCB 36kA AT 415V Ⓢ (Fixed Thermal & Magnetic) 55°C

In (A)	1 pole		2 pole		3 pole		4 pole	
	Cat. No.	Ref.No.	Cat. No.	Ref.No.	Cat. No.	Ref.No.	Cat. No.	Ref.No.
16A	GS1016A	W605328	GS2016A	W605340	GS3016A	W605352	GS4016A	W605364
20A	GS1020A	W605329	GS2020A	W605341	GS3020A	W605353	GS4020A	W605365
25A	GS1025A	W605330	GS2025A	W605342	GS3025A	W605354	GS4025A	W605366
32A	GS1032A	W605331	GS2032A	W605343	GS3032A	W605355	GS4032A	W605367
40A	GS1040A	W605332	GS2040A	W605344	GS3040A	W605356	GS4040A	W605368
50A	GS1050A	W605333	GS2050A	W605345	GS3050A	W605357	GS4050A	W605369
63A	GS1063A	W605334	GS2063A	W605346	GS3063A	W605358	GS4063A	W605370
70A	GS1070A	W605335	GS2070A	W605347	GS3070A	W605359	GS4070A	W605371
80A	GS1080A	W605336	GS2080A	W605348	GS3080A	W605360	GS4080A	W605372
90A	GS1090A	W605337	GS2090A	W605349	GS3090A	W605361	GS4090A	W605373
100A	GS1100A	W605338	GS2100A	W605350	GS3100A	W605362	GS4100A	W605374
125A	GS1125A	W605339	GS2125A	W605351	GS3125A	W605363	GS4125A	W605375

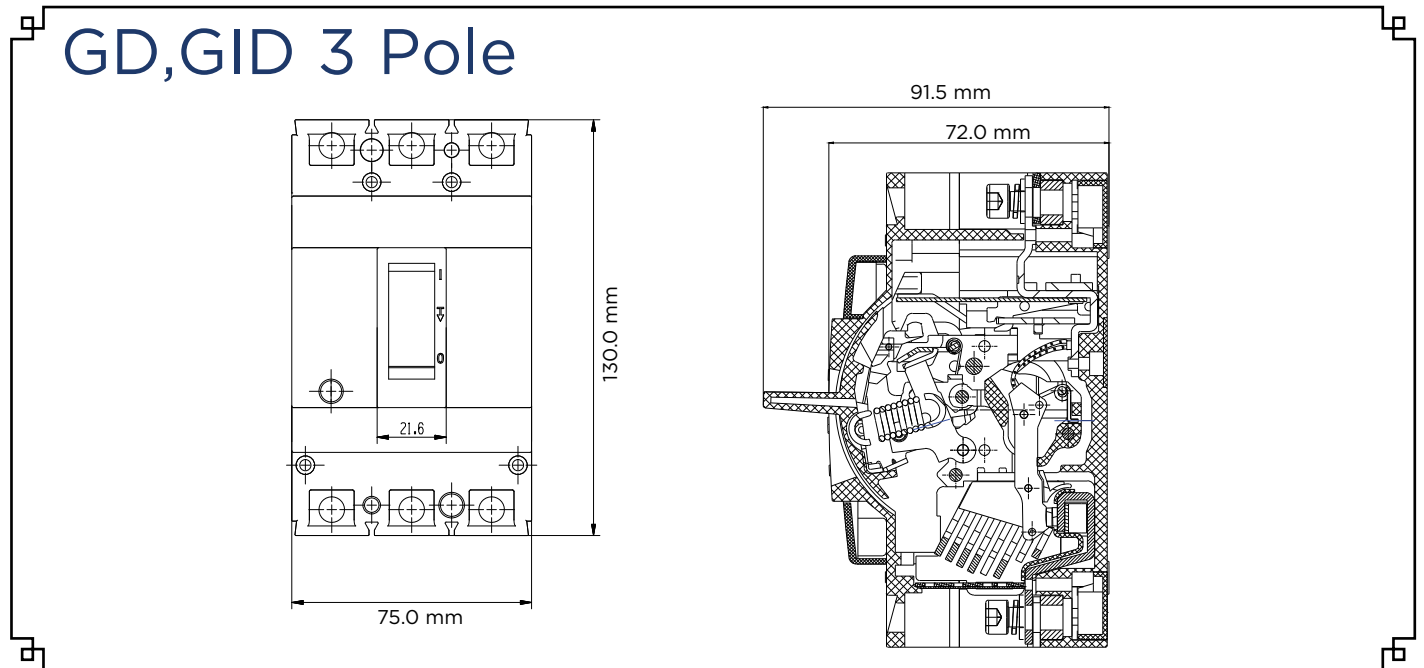
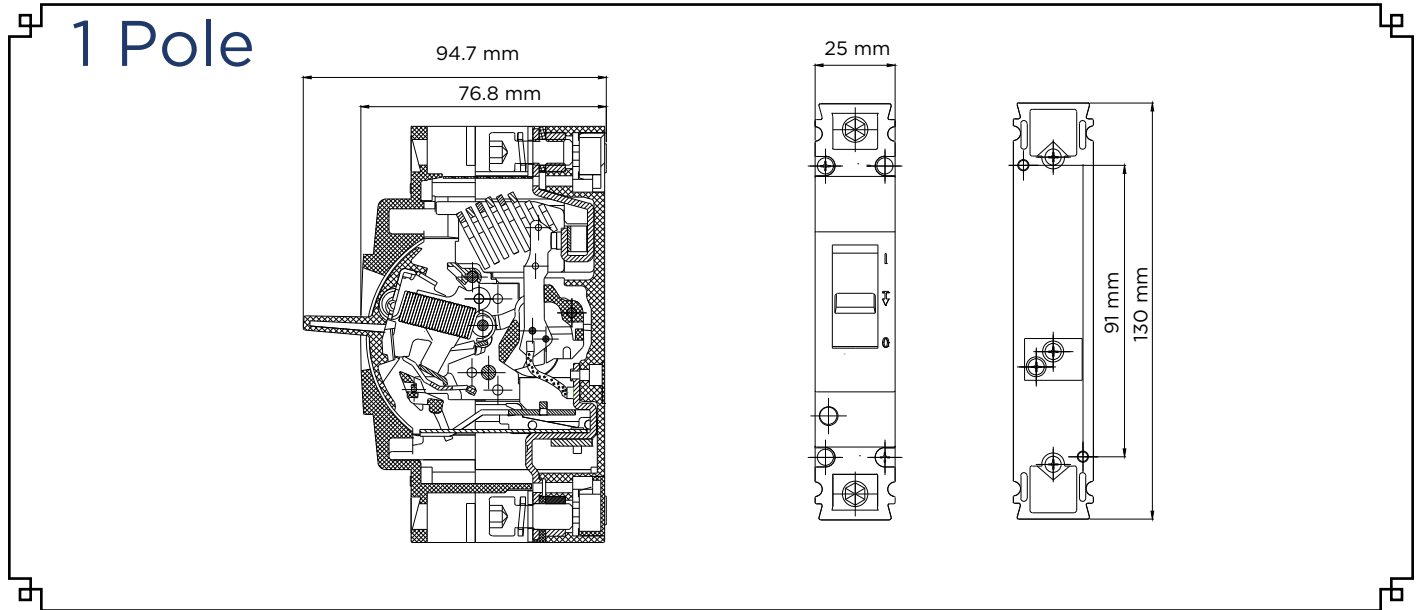


GIY-Frame MCCB Non Automatic Circuit Breaker) 55°C

In (A)	1 pole		2 pole		3 pole		4 pole	
	Cat. No.	Ref.No.	Cat. No.	Ref.No.	Cat. No.	Ref.No.	Cat. No.	Ref.No.
16A	GIY1016A	W610475	GIY2016A	W610487	GIY3016A	W610499	GIY4016A	W610511
20A	GIY1020A	W610476	GIY2020A	W610488	GIY3020A	W610500	GIY4020A	W610512
25A	GIY1025A	W610477	GIY2025A	W610489	GIY3025A	W610501	GIY4025A	W610513
32A	GIY1032A	W610478	GIY2032A	W610490	GIY3032A	W610502	GIY4032A	W610514
40A	GIY1040A	W610479	GIY2040A	W610491	GIY3040A	W610503	GIY4040A	W610515
50A	GIY1050A	W610480	GIY2050A	W610492	GIY3050A	W610504	GIY4050A	W610516
63A	GIY1063A	W610481	GIY2063A	W610493	GIY3063A	W610505	GIY4063A	W610517
70A	GIY1070A	W610482	GIY2070A	W610494	GIY3070A	W610506	GIY4070A	W610518
80A	GIY1080A	W610483	GIY2080A	W610495	GIY3080A	W610507	GIY4080A	W610519
90A	GIY1090A	W610484	GIY2090A	W610496	GIY3090A	W610508	GIY4090A	W610520
100A	GIY1100A	W610485	GIY2100A	W610497	GIY3100A	W610509	GIY4100A	W610521
125A	GIY1125A	W610486	GIY2125A	W610498	GIY3125A	W610510	GIY4125A	W610522

Frame Size G (16-125) Amperes

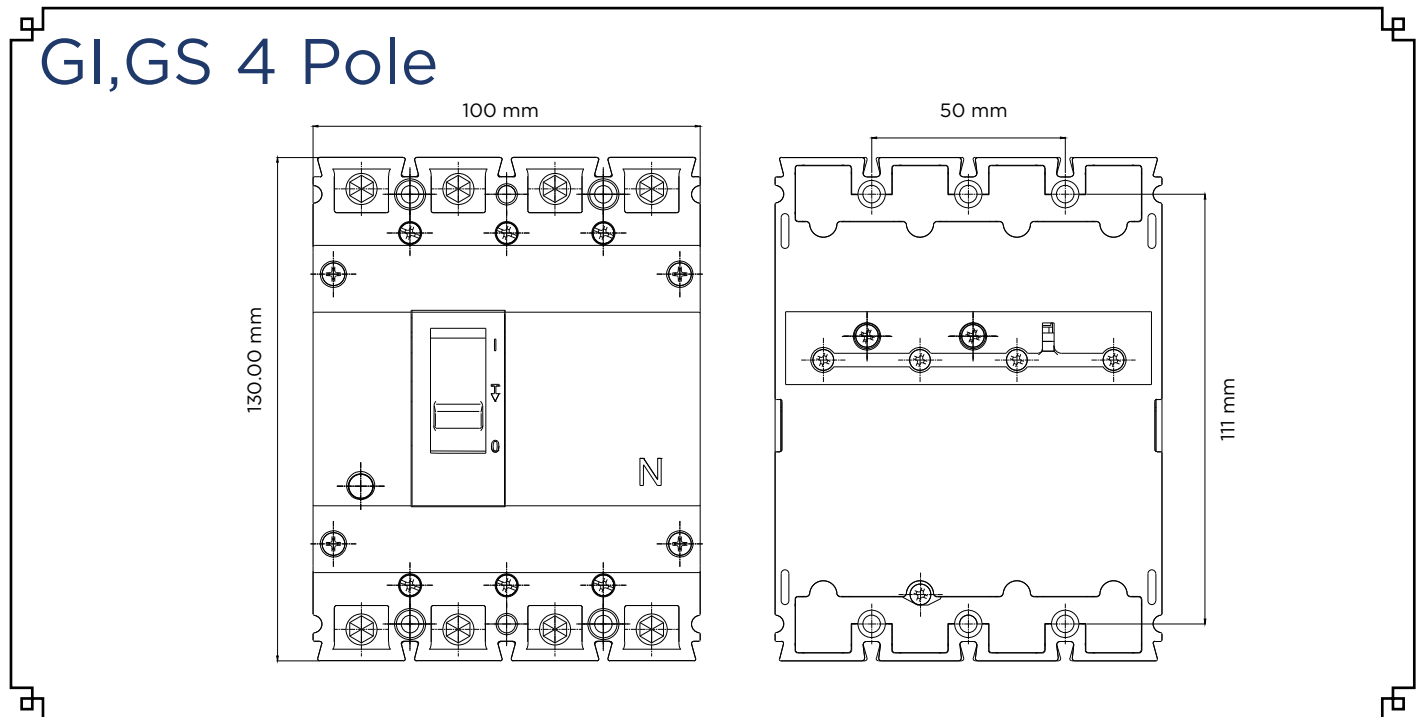
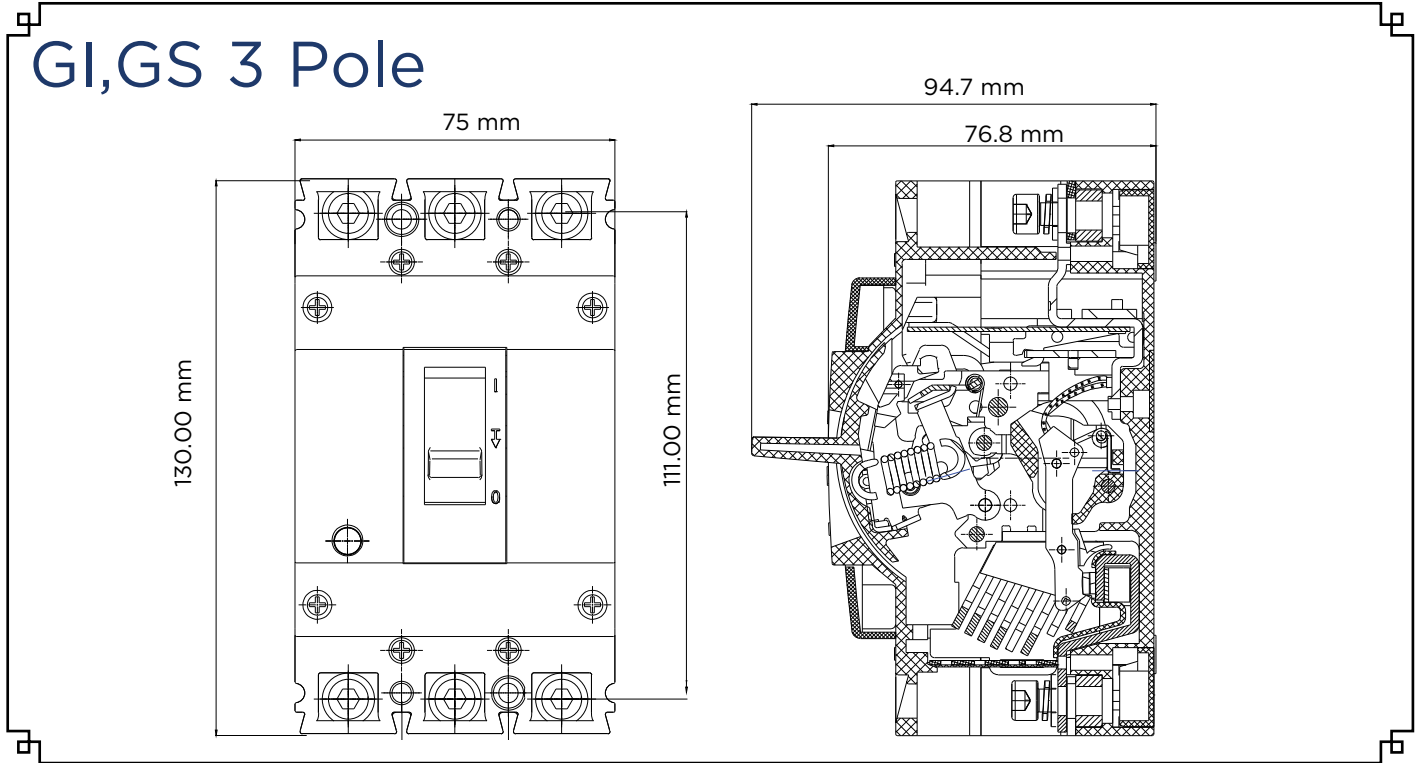
Drawing



Frame Size G (16-125) Amperes

Drawing

1 Moulded Case Circuit Breakers



Frame Size F (16-160) Amperes



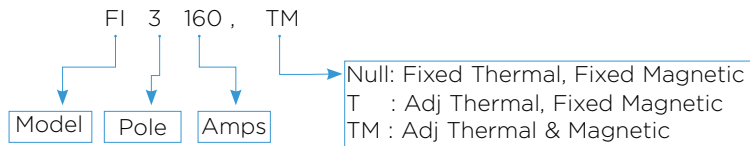
Product description:

Complying to IEC 60947-2,
Maximum continuous Ampere rating at 55°C Voltage 240/415V,
Frequency 50/60Hz

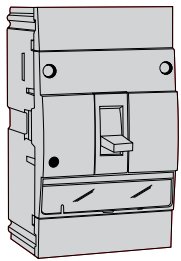
Ue Maximum	415V
Icu	25/36/50 kA
Ics	25/36/50 kA
Ui	800V
Uimp	8kV

Dimension:	H	W	D	Weight Kgs.
2Pole	155	60	77	0.85
3Pole		90		1.2
4Pole		120		1.6

Marking
CE

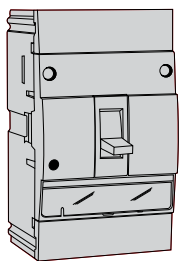


FI-Frame MCCB 25kA AT 415V (Fixed Thermal & Magnetic) 55°C



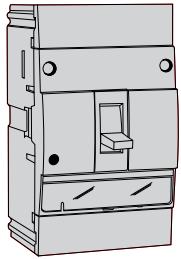
In (A)	2 pole		3 pole		4 pole	
	Cat. No.	Ref.No.	Cat. No.	Ref.No.	Cat. No.	Ref.No.
16A	FI2016	W602061	FI3016	W602074	FI4016	W602087
20A	FI2020	W602062	FI3020	W602075	FI4020	W602088
25A	FI2025	W602063	FI3025	W602076	FI4025	W602089
32A	FI2032	W602064	FI3032	W602077	FI4032	W602090
40A	FI2040	W602065	FI3040	W602078	FI4040	W602091
50A	FI2050	W602066	FI3050	W602079	FI4050	W602092
63A	FI2063	W602067	FI3063	W602080	FI4063	W602093
70A	FI2070	W602068	FI3070	W602081	FI4070	W602094
80A	FI2080	W602069	FI3080	W602082	FI4080	W602095
90A	FI2090	W602070	FI3090	W602083	FI4090	W602096
100A	FI2100	W602071	FI3100	W602084	FI4100	W602097
125A	FI2125	W602072	FI3125	W602085	FI4125	W602098
160A	FI2160	W602073	FI3160	W602086	FI4160	W602099

FS-Frame MCCB 36kA AT 415V (Fixed Thermal & Magnetic) 55°C

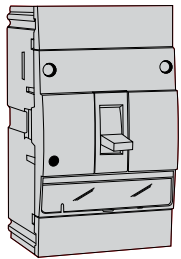


In (A)	2 pole		3 pole		4 pole	
	Cat. No.	Ref.No.	Cat. No.	Ref.No.	Cat. No.	Ref.No.
16A	FS2016	W602113	FS3016	W602126	FS4016	W602139
20A	FS2020	W602114	FS3020	W602127	FS4020	W602140
25A	FS2025	W602115	FS3025	W602128	FS4025	W602141
32A	FS2032	W602116	FS3032	W602129	FS4032	W602142
40A	FS2040	W602117	FS3040	W602130	FS4040	W602143
50A	FS2050	W602118	FS3050	W602131	FS4050	W602144
63A	FS2063	W602119	FS3063	W602132	FS4063	W602145
70A	FS2070	W602120	FS3070	W602133	FS4070	W602146
80A	FS2080	W602121	FS3080	W602134	FS4080	W602147
90A	FS2090	W602122	FS3090	W602135	FS4090	W602148
100A	FS2100	W602123	FS3100	W602136	FS4100	W602149
125A	FS2125	W602124	FS3125	W602137	FS4125	W602150
160A	FS2160	W602125	FS3160	W602138	FS4160	W602151

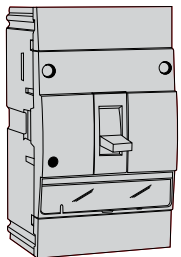
Frame Size F (16-160) Amperes


FH-Frame MCCB 50kA AT 415V (Fixed Thermal & Magnetic) 55°C

In (A)	2 pole		3 pole		4 pole	
	Cat.No.	Ref.No.	Cat.No.	Ref.No.	Cat.No.	Ref.No.
16A	FH2016	W602165	FH3016	W602178	FH4016	W602191
20A	FH2020	W602166	FH3020	W602179	FH4020	W602192
25A	FH2025	W602167	FH3025	W602180	FH4025	W602193
32A	FH2032	W602168	FH3032	W602181	FH4032	W602194
40A	FH2040	W602169	FH3040	W602182	FH4040	W602195
50A	FH2050	W602170	FH3050	W602183	FH4050	W602196
63A	FH2063	W602171	FH3063	W602184	FH4063	W602197
70A	FH2070	W602172	FH3070	W602185	FH4070	W602198
80A	FH2080	W602173	FH3080	W602186	FH4080	W602199
90A	FH2090	W602174	FH3090	W602187	FH4090	W602200
100A	FH2100	W602175	FH3100	W602188	FH4100	W602201
125A	FH2125	W602176	FH3125	W602189	FH4125	W602202
160A	FH2160	W602177	FH3160	W602190	FH4160	W602203

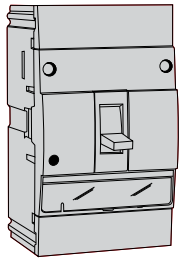

FI-Frame MCCB 25kA AT 415V (Adjustable Thermal - Fixed Magnetic) 55°C

In (A)	2 pole		3 pole		4 pole	
	Cat.No.	Ref.No.	Cat.No.	Ref.No.	Cat.No.	Ref.No.
16A	FI2016T	W602217	FI3016T	W602230	FI4016T	W602243
20A	FI2020T	W602218	FI3020T	W602231	FI4020T	W602244
25A	FI2025T	W602219	FI3025T	W602232	FI4025T	W602245
32A	FI2032T	W602220	FI3032T	W602233	FI4032T	W602246
40A	FI2040T	W602221	FI3040T	W602234	FI4040T	W602247
50A	FI2050T	W602222	FI3050T	W602235	FI4050T	W602248
63A	FI2063T	W602223	FI3063T	W602236	FI4063T	W602249
70A	FI2070T	W602224	FI3070T	W602237	FI4070T	W602250
80A	FI2080T	W602225	FI3080T	W602238	FI4080T	W602251
90A	FI2090T	W602226	FI3090T	W602239	FI4090T	W602252
100A	FI2100T	W602227	FI3100T	W602240	FI4100T	W602253
125A	FI2125T	W602228	FI3125T	W602241	FI4125T	W602254
160A	FI2160T	W602229	FI3160T	W602242	FI4160T	W602255

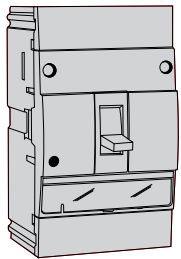

FS-Frame MCCB 36kA AT 415V (Adjustable Thermal - Fixed Magnetic) 55°C

In (A)	2 pole		3 pole		4 pole	
	Cat. No.	Ref.No.	Cat. No.	Ref.No.	Cat. No.	Ref.No.
16A	FS2016T	W602269	FS3016T	W602282	FS4016T	W602295
20A	FS2020T	W602270	FS3020T	W602283	FS4020T	W602296
25A	FS2025T	W602271	FS3025T	W602284	FS4025T	W602297
32A	FS2032T	W602272	FS3032T	W602285	FS4032T	W602298
40A	FS2040T	W602273	FS3040T	W602286	FS4040T	W602299
50A	FS2050T	W602274	FS3050T	W602287	FS4050T	W602300
63A	FS2063T	W602275	FS3063T	W602288	FS4063T	W602301
70A	FS2070T	W602276	FS3070T	W602289	FS4070T	W602302
80A	FS2080T	W602277	FS3080T	W602290	FS4080T	W602303
90A	FS2090T	W602278	FS3090T	W602291	FS4090T	W602304
100A	FS2100T	W602279	FS3100T	W602292	FS4100T	W602305
125A	FS2125T	W602280	FS3125T	W602293	FS4125T	W602306
160A	FS2160T	W602281	FS3160T	W602294	FS4160T	W602307

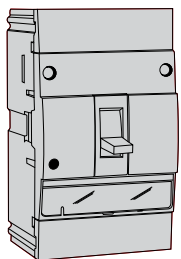
Frame Size F (16-160) Amperes

FH-Frame MCCB 50kA AT 415V (Adjustable Thermal - Fixed Magnetic) 55°C


In (A)	2 pole		3 pole		4 pole	
	Cat. No.	Ref.No.	Cat. No.	Ref.No.	Cat. No.	Ref.No.
	50 kA					
16A	FH2016T	W602321	FH3016T	W602334	FH4016T	W602347
20A	FH2020T	W602322	FH3020T	W602335	FH4020T	W602348
25A	FH2025T	W602323	FH3025T	W602336	FH4025T	W602349
32A	FH2032T	W602324	FH3032T	W602337	FH4032T	W602350
40A	FH2040T	W602325	FH3040T	W602338	FH4040T	W602351
50A	FH2050T	W602326	FH3050T	W602339	FH4050T	W602352
63A	FH2063T	W602327	FH3063T	W602340	FH4063T	W602353
70A	FH2070T	W602328	FH3070T	W602341	FH4070T	W602354
80A	FH2080T	W602329	FH3080T	W602342	FH4080T	W602355
90A	FH2090T	W602330	FH3090T	W602343	FH4090T	W602356
100A	FH2100T	W602331	FH3100T	W602344	FH4100T	W602357
125A	FH2125T	W602332	FH3125T	W602345	FH4125T	W602358
160A	FH2160T	W602333	FH3160T	W602346	FH4160T	W602359

FI-Frame MCCB 25kA AT 415V (Adjustable Thermal & Magnetic) 55°C


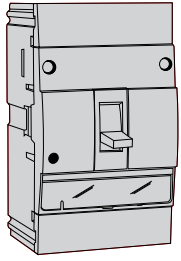
In (A)	2 pole		3 pole		4 pole	
	Cat. No.	Ref.No.	Cat. No.	Ref.No.	Cat. No.	Ref.No.
	25 kA					
16A	FI2016TM	W602373	FI3016TM	W602386	FI4016TM	W602399
20A	FI2020TM	W602374	FI3020TM	W602387	FI4020TM	W602400
25A	FI2025TM	W602375	FI3025TM	W602388	FI4025TM	W602401
32A	FI2032TM	W602376	FI3032TM	W602389	FI4032TM	W602402
40A	FI2040TM	W602377	FI3040TM	W602390	FI4040TM	W602403
50A	FI2050TM	W602378	FI3050TM	W602391	FI4050TM	W602404
63A	FI2063TM	W602379	FI3063TM	W602392	FI4063TM	W602405
70A	FI2070TM	W602380	FI3070TM	W602393	FI4070TM	W602406
80A	FI2080TM	W602381	FI3080TM	W602394	FI4080TM	W602407
90A	FI2090TM	W602382	FI3090TM	W602395	FI4090TM	W602408
100A	FI2100TM	W602383	FI3100TM	W602396	FI4100TM	W602409
125A	FI2125TM	W602384	FI3125TM	W602397	FI4125TM	W602410
160A	FI2160TM	W602385	FI3160TM	W602398	FI4160TM	W602411

FS-Frame MCCB 36kA AT 415V (Adjustable Thermal & Magnetic) 55°C


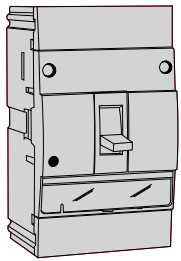
In (A)	2 pole		3 pole		4 pole	
	Cat. No.	Ref.No.	Cat. No.	Ref.No.	Cat. No.	Ref.No.
	36 kA					
16A	FS2016TM	W602425	FS3016TM	W602438	FS4016TM	W602451
20A	FS2020TM	W602426	FS3020TM	W602439	FS4020TM	W602452
25A	FS2025TM	W602427	FS3025TM	W602440	FS4025TM	W602453
32A	FS2032TM	W602428	FS3032TM	W602441	FS4032TM	W602454
40A	FS2040TM	W602429	FS3040TM	W602442	FS4040TM	W602455
50A	FS2050TM	W602430	FS3050TM	W602443	FS4050TM	W602456
63A	FS2063TM	W602431	FS3063TM	W602444	FS4063TM	W602457
70A	FS2070TM	W602432	FS3070TM	W602445	FS4070TM	W602458
80A	FS2080TM	W602433	FS3080TM	W602446	FS4080TM	W602459
90A	FS2090TM	W602434	FS3090TM	W602447	FS4090TM	W602460
100A	FS2100TM	W602435	FS3100TM	W602448	FS4100TM	W602461
125A	FS2125TM	W602436	FS3125TM	W602449	FS4125TM	W602462
160A	FS2160TM	W602437	FS3160TM	W602450	FS4160TM	W602463

Frame Size F (16-160) Amperes

1


FH-Frame MCCB 50kA AT 415V (Adjustable Thermal & Magnetic) 55°C

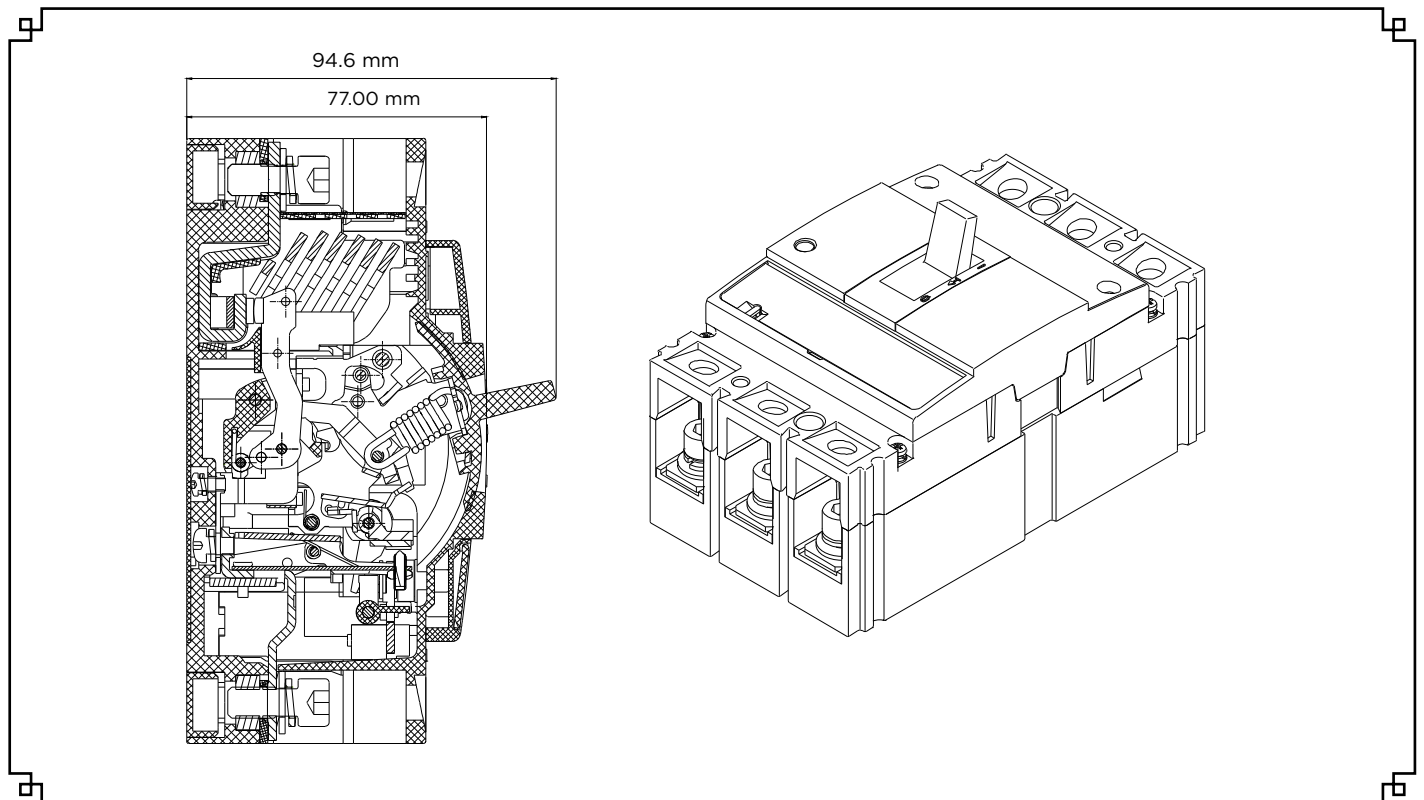
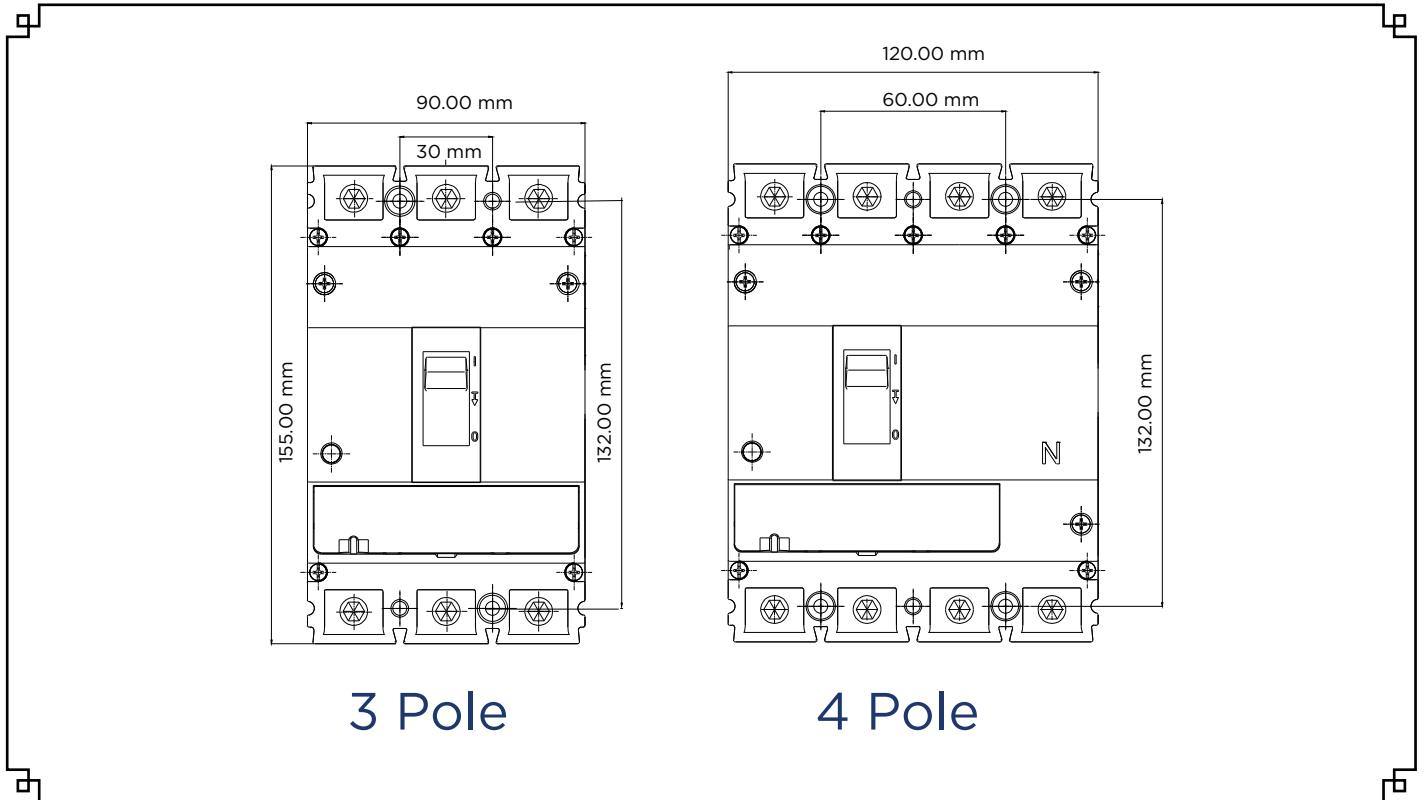
12.5	2 pole		3 pole		4 pole	
	Cat. No.	Ref.No.	Cat. No.	Ref.No.	Cat. No.	Ref.No.
16A	FH2016TM	W602477	FH3016TM	W602490	FH4016TM	W602503
20A	FH2020TM	W602478	FH3020TM	W602491	FH4020TM	W602504
25A	FH2025TM	W602479	FH3025TM	W602492	FH4025TM	W602505
32A	FH2032TM	W602480	FH3032TM	W602493	FH4032TM	W602506
40A	FH2040TM	W602481	FH3040TM	W602494	FH4040TM	W602507
50A	FH2050TM	W602482	FH3050TM	W602495	FH4050TM	W602508
63A	FH2063TM	W602483	FH3063TM	W602496	FH4063TM	W602509
70A	FH2070TM	W602484	FH3070TM	W602497	FH4070TM	W602510
80A	FH2080TM	W602485	FH3080TM	W602498	FH4080TM	W602511
90A	FH2090TM	W602486	FH3090TM	W602499	FH4090TM	W602512
100A	FH2100TM	W602487	FH3100TM	W602500	FH4100TM	W602513
125A	FH2125TM	W602488	FH3125TM	W602501	FH4125TM	W602514
160A	FH2160TM	W602489	FH3160TM	W602502	FH4160TM	W602515


FIY (Non Automatic Circuit Breaker) 55°C

In (A)	2 pole		3 pole		4 pole	
	Cat. No.	Ref.No.	Cat. No.	Ref.No.	Cat. No.	Ref.No.
16A	FIY2016	W602529	FIY3016	W602542	FIY4016	W602555
20A	FIY2020	W602530	FIY3020	W602543	FIY4020	W602556
25A	FIY2025	W602531	FIY3025	W602544	FIY4025	W602557
32A	FIY2032	W602532	FIY3032	W602545	FIY4032	W602558
40A	FIY2040	W602533	FIY3040	W602546	FIY4040	W602559
50A	FIY2050	W602534	FIY3050	W602547	FIY4050	W602560
63A	FIY2063	W602535	FIY3063	W602548	FIY4063	W602561
70A	FIY2070	W602536	FIY3070	W602549	FIY4070	W602562
80A	FIY2080	W602537	FIY3080	W602550	FIY4080	W602563
90A	FIY2090	W602538	FIY3090	W602551	FIY4090	W602564
100A	FIY2100	W602539	FIY3100	W602552	FIY4100	W602565
125A	FIY2125	W602540	FIY3125	W602553	FIY4125	W602566
160A	FIY2160	W602541	FIY3160	W602554	FIY4160	W602567

Frame Size F (16-160) Amperes

Drawing



1
Moulded Case Circuit Breakers

Frame Size J (100-250) Amperes



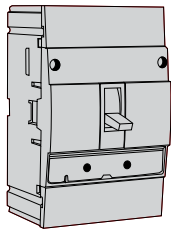
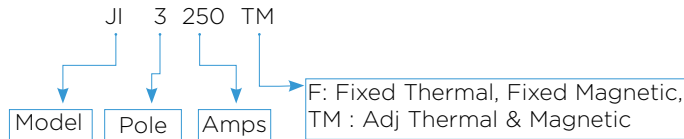
Product description:

Complying to IEC 60947-2,
Maximum continuous Ampere rating at 55°C Voltage 240/415V,
Frequency 50/60Hz

Ue Maximum	415V
Icu	25/36/50 kA
Ics	25/36/50 kA
Ui	800V
Uimp	8kV

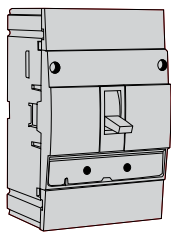
Dimension:	H	W	D	Weight Kgs.
3Pole	165	105	87	1.5
4Pole		140		2.0

Marking



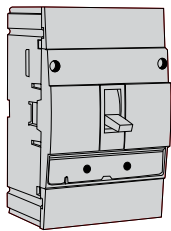
JI-Frame MCCB 25 kA AT 415V (Fixed Thermal & Magnetic) 55°C

25 kA	In (A)	3 pole		4 pole	
		Cat. No.	Ref.No.	Cat. No.	Ref.No.
		100A	JI3100F	W602568	JI4100F
125A	JI3125F	W602569	JI4125F	W602574	
160A	JI3160F	W602570	JI4160F	W602575	
200A	JI3200F	W602571	JI4200F	W602576	
250A	JI3250F	W602572	JI4250F	W602577	



JI-Frame MCCB 25 kA AT 415V (Adjustable Thermal & Magnetic) 55°C

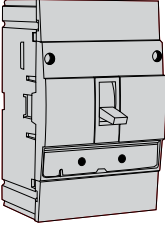
25 kA	In (A)	3 pole		4 pole	
		Cat. No.	Ref.No.	Cat. No.	Ref.No.
		100A	JI3100TM	W602578	JI4100TM
125A	JI3125TM	W602579	JI4125TM	W602584	
160A	JI3160TM	W602580	JI4160TM	W602585	
200A	JI3200TM	W602581	JI4200TM	W602586	
250A	JI3250TM	W602582	JI4250TM	W602587	

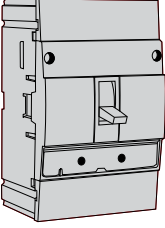


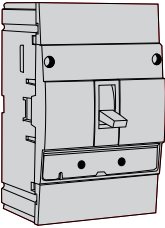
JS-Frame MCCB 36 kA AT 415V (Fixed Thermal & Magnetic) 55°C

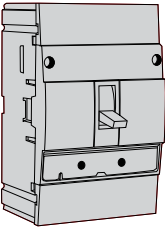
36 kA	In (A)	3 pole		4 pole	
		Cat. No.	Ref.No.	Cat. No.	Ref.No.
		100A	JS3100F	W608589	JS4100F
125A	JS3125F	W608590	JS4125F	W608595	
160A	JS3160F	W608591	JS4160F	W608596	
200A	JS3200F	W608592	JS4200F	W608597	
250A	JS3250F	W608593	JS4250F	W608598	

Frame Size J (100-250) Amperes

JS-Frame MCCB 36 kA AT 415V (Adjustable Thermal & Magnetic) 55°C					
36 kA	In (A)	3 pole		4 pole	
		Cat. No.	Ref.No.	Cat. No.	Ref.No.
	100A	JS3100TM	W602588	JS4100TM	W602593
	125A	JS3125TM	W602589	JS4125TM	W602594
	160A	JS3160TM	W602590	JS4160TM	W602595
	200A	JS3200TM	W602591	JS4200TM	W602596
	250A	JS3250TM	W602592	JS4250TM	W602597

JH-Frame MCCB 50 kA AT 415V (Fixed Thermal & Magnetic) 55°C					
50 kA	In (A)	3 pole		4 pole	
		Cat. No.	Ref.No.	Cat. No.	Ref.No.
	100A	JH3100F	W608770	JH4100F	W608775
	125A	JH3125F	W608771	JH4125F	W608776
	160A	JH3160F	W608772	JH4160F	W608777
	200A	JH3200F	W608773	JH4200F	W608778
	250A	JH3250F	W608774	JH4250F	W608779

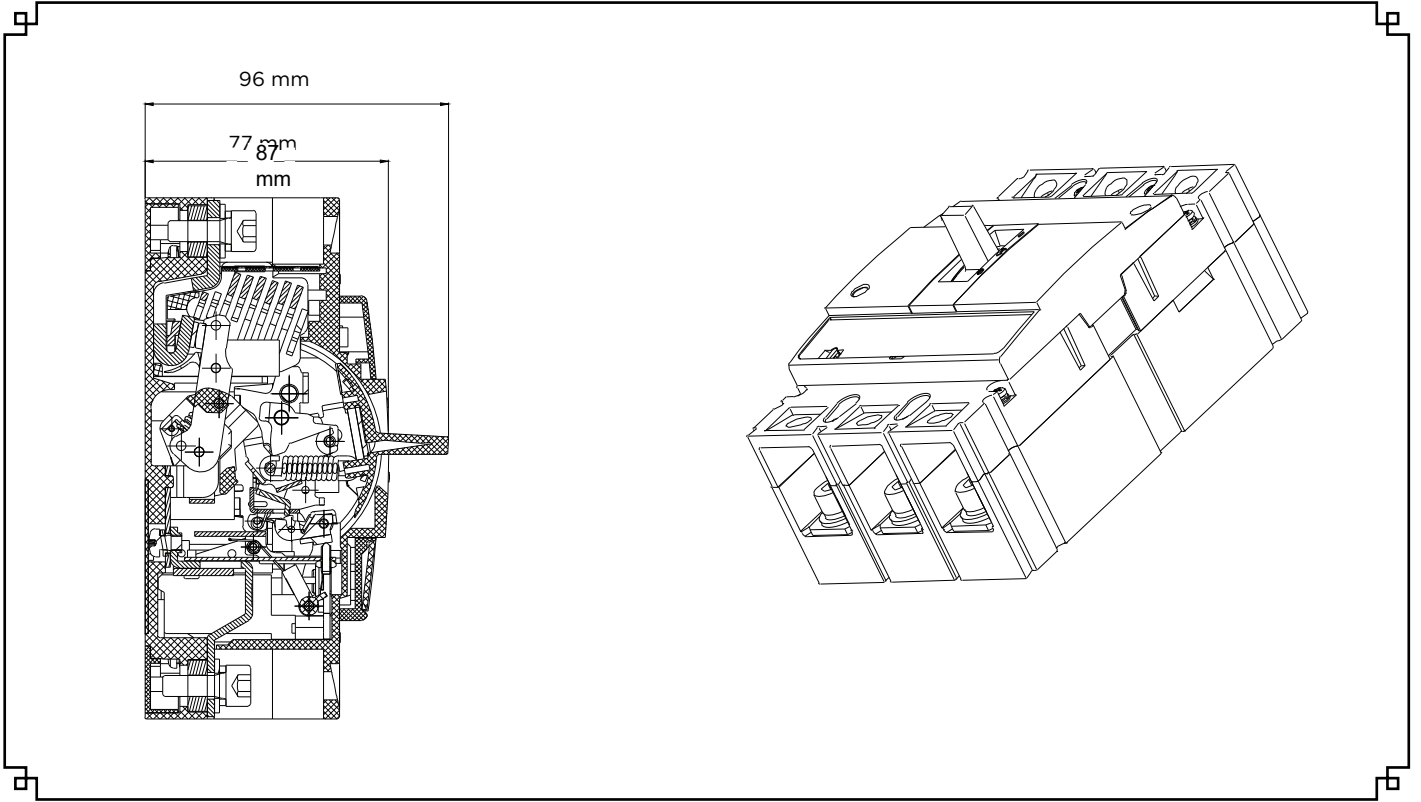
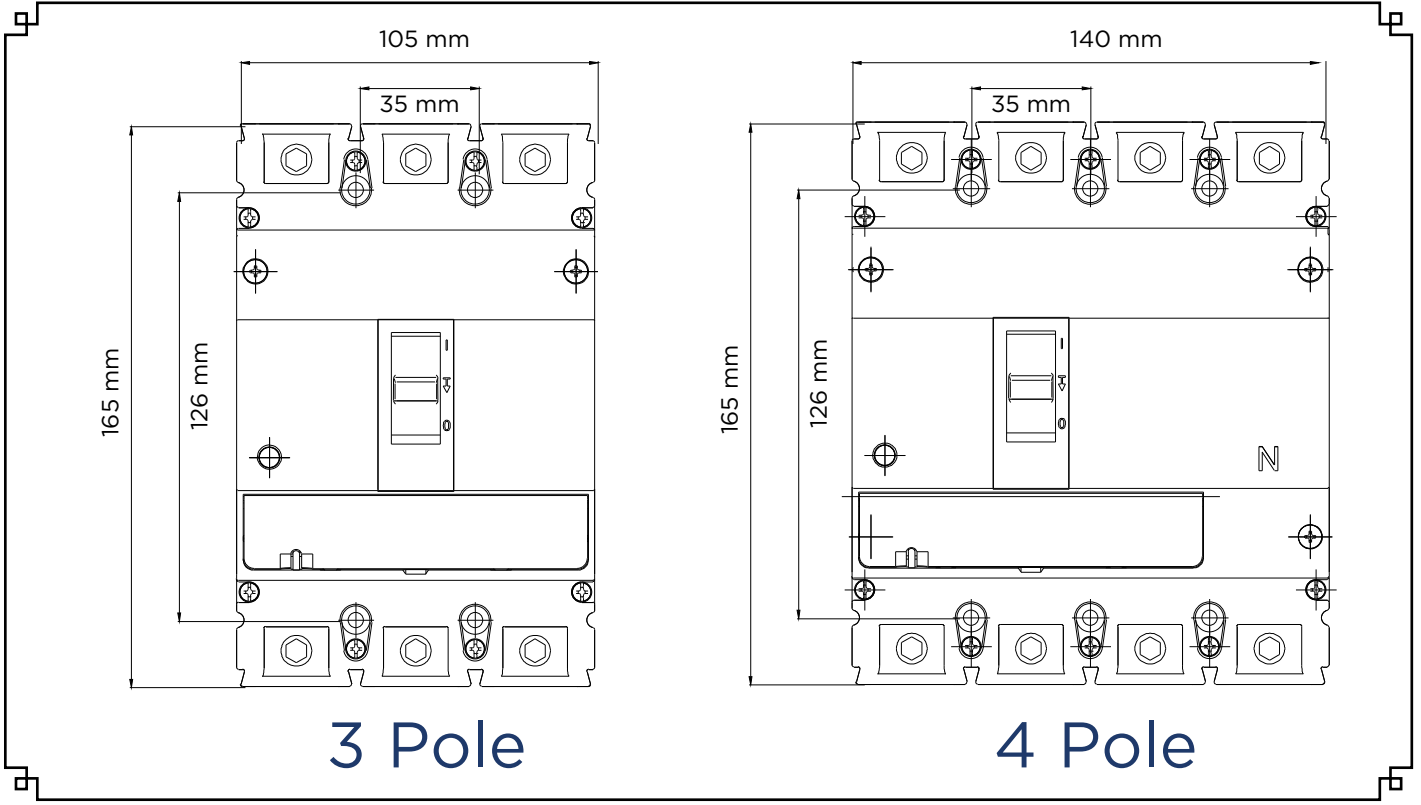
JH-Frame MCCB 50 kA AT 415V (Adjustable Thermal & Magnetic) 55°C					
50 kA	In (A)	3 pole		4 pole	
		Cat. No.	Ref.No.	Cat. No.	Ref.No.
	100A	JH3100TM	W602598	JH4100TM	W602603
	125A	JH3125TM	W602599	JH4125TM	W602604
	160A	JH3160TM	W602600	JH4160TM	W602605
	200A	JH3200TM	W602601	JH4200TM	W602606
	250A	JH3250TM	W602602	JH4250TM	W602607

JIY-Frame MCCB (Non-Automatic) 55°C					
50 kA	In (A)	3 pole		4 pole	
		Cat. No.	Ref.No.	Cat. No.	Ref.No.
	100A	JIY3100	W602758	JIY4100	W602763
	125A	JIY3125	W602759	JIY4125	W602764
	160A	JIY3160	W602760	JIY4160	W602765
	200A	JIY3200	W602761	JIY4200	W602766
	250A	JIY3250	W602762	JIY4250	W602767

Frame Size J (100-250) Amperes

Drawing

1 Moulded Case Circuit Breakers



Frame Size K (300-400) Amperes



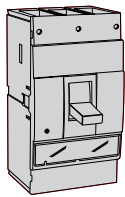
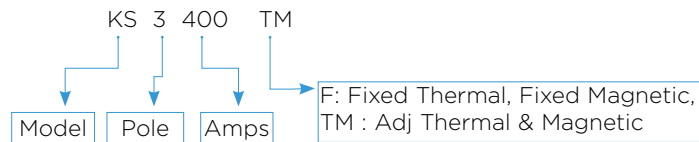
Product description:

Complying to IEC 60947-2,
Maximum continuous Ampere rating at 55°C Voltage 240/415V,
Frequency 50/60Hz

Ue Maximum	415V
Icu	25/36/50 kA
Ics	25/36/50 kA
Ui	1000V
Uimp	12kV

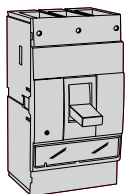
Dimension:	H	W	D	Weight Kgs.
3Pole	257	140	111.7	5.7
4Pole		185		7.5

Marking
CE



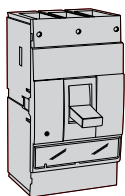
KI - Frame MCCB 25kA AT 415V (Fixed Thermal & Magnetic) 55°C

In (A)	3 pole		4 pole	
	Cat. No.	Ref.No.	Cat. No.	Ref.No.
300A	KI3300F	W610587	KI4300F	W610589
320A	KI3320F	W608783	KI4320F	W608785
350A	KI3350F	W610588	KI4350F	W610590
400A	KI3400F	W608784	KI4400F	W608786



KS - Frame MCCB 36kA AT 415V (Fixed Thermal & Magnetic) 55°C

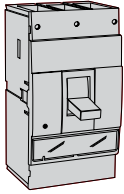
In (A)	3 pole		4 pole	
	Cat. No.	Ref.No.	Cat. No.	Ref.No.
300A	KS3300F	W610553	KS4300F	W610555
320A	KS3320F	W602608	KS4320F	W602610
350A	KS3350F	W610554	KS4350F	W610556
400A	KS3400F	W602609	KS4400F	W602611



KS - Frame MCCB 36kA AT 415V (Adjustable Thermal & Magnetic) 55°C

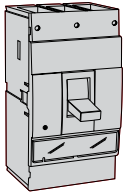
In (A)	3 pole		4 pole	
	Cat. No.	Ref.No.	Cat. No.	Ref.No.
300A	KS3300TM	W610557	KS4300TM	W610559
320A	KS3320TM	W602612	KS4320TM	W602614
350A	KS3350TM	W610558	KS4350TM	W610560
400A	KS3400TM	W602613	KS4400TM	W602615

Frame Size K (300-400) Amperes



KH - Frame MCCB 50kA AT 415V (Adjustable Thermal & Magnetic) 55°C

50 kA	In (A)	3 pole		4 pole	
		Cat. No.	Ref.No.	Cat. No.	Ref.No.
		300A	KH3300TM	W610561	KH4300TM
320A	KH3320TM	W602616	KH4320TM	W602618	
350A	KH3350TM	W610562	KH4350TM	W610564	
400A	KH3400TM	W602617	KH4400TM	W602619	

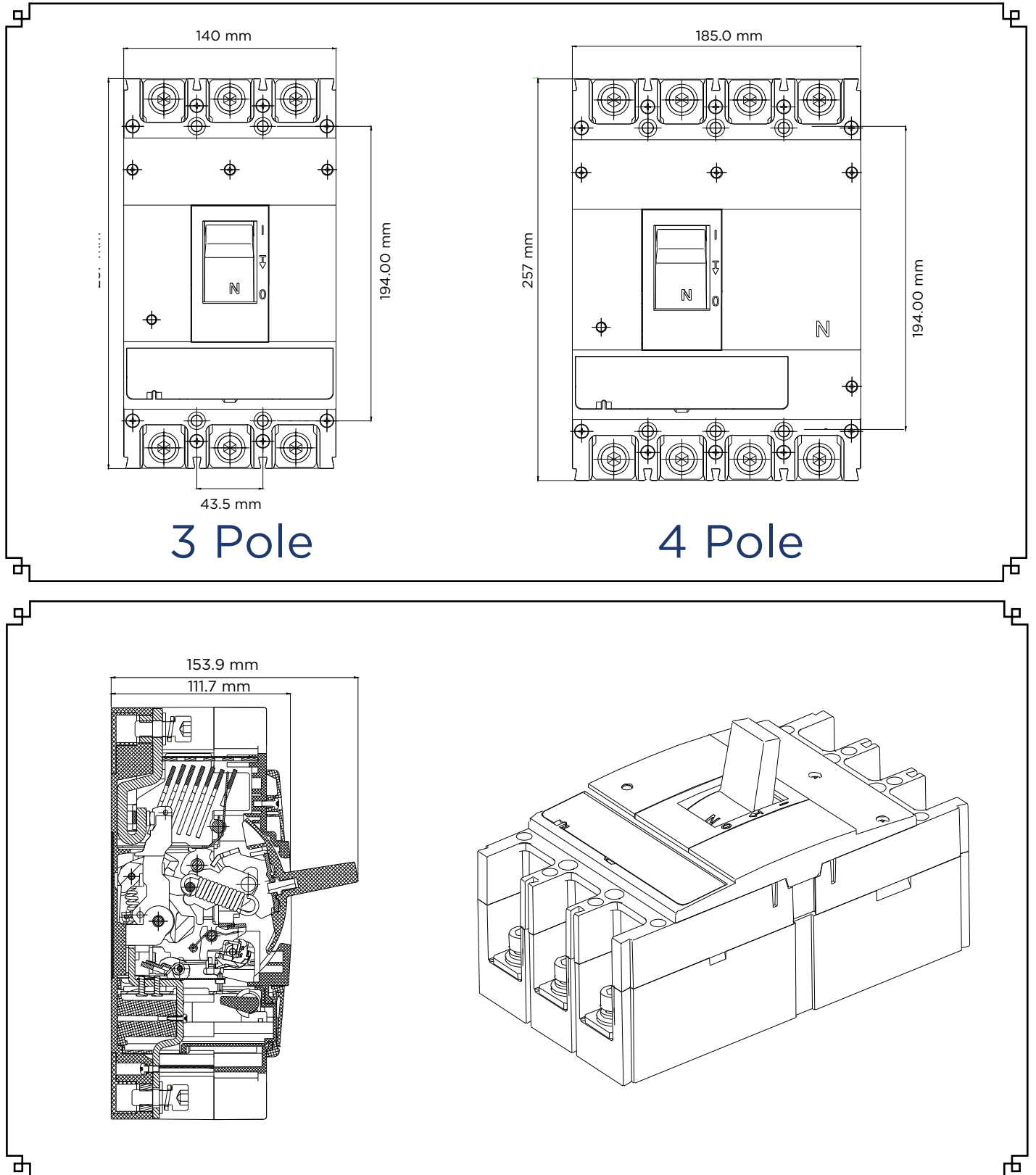


KSY - Frame MCCB (Non-Automatic) 55°C

50 kA	In (A)	3 pole		4 pole	
		Cat. No.	Ref.No.	Cat. No.	Ref.No.
		300A	KSY3300	W610565	KSY4300
320A	KSY3320	W602620	KSY4320	W602622	
350A	KSY3350	W610566	KSY4350	W610568	
400A	KSY3400	W602621	KSY4400	W602623	

Frame Size K (300-400) Amperes

Drawing



1

Moulded Case Circuit Breakers

Frame Size K (500-630) Amperes



Product description:

Complying to IEC 60947-2,
Maximum continuous Ampere rating at 55°C Voltage 240/415V,
Frequency 50/60Hz

Ue Maximum	415V
Icu	25/36/50 kA
Ics	25/36/50 kA
Ui	1000V
Uimp	12kV

Dimension:	H	W	D	Weight Kgs.
3Pole	257	140	111.7	5.7
4Pole		185		7.5

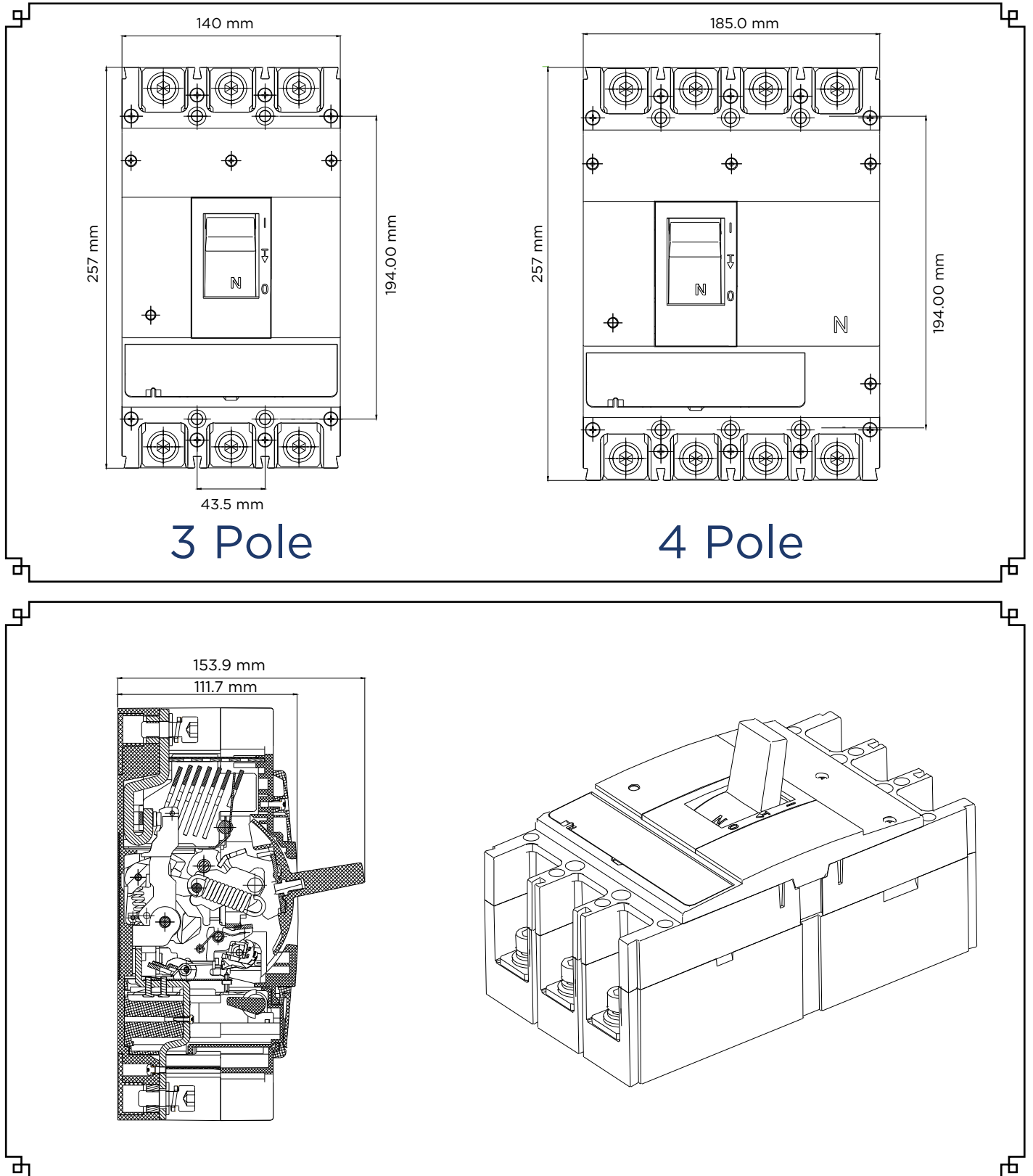
Marking
CE



	KI - Frame MCCB 25kA AT 415V (Fixed Thermal & Magnetic) 55°C					
	25 kA	In (A)	3 pole		4 pole	
			Cat. No.	Ref.No.	Cat. No.	Ref.No.
		500A	KI3500F	W608787	KI4500F	W608789
630A	KI3630F	W608788	KI4630F	W608790		
	KS - Frame MCCB 36kA AT 415V (Fixed Thermal & Magnetic) 55°C					
	36 kA	In (A)	3 pole		4 pole	
			Cat. No.	Ref.No.	Cat. No.	Ref.No.
		500A	KS3500F	W602624	KS4500F	W602626
630A	KS3630F	W602625	KS4630F	W602627		
	KS - Frame MCCB 36kA AT 415V (Adjustable Thermal & Magnetic) 55°C					
	36 kA	In (A)	3 pole		4 pole	
			Cat. No.	Ref.No.	Cat. No.	Ref.No.
		500A	KS3500TM	W602628	KS4500TM	W602630
630A	KS3630TM	W602629	KS4630TM	W602631		
	KH - Frame MCCB 50kA AT 415V (Adjustable Thermal & Magnetic) 55°C					
	50 kA	In (A)	3 pole		4 pole	
			Cat. No.	Ref.No.	Cat. No.	Ref.No.
		500A	KH3500TM	W602632	KH4500TM	W602634
630A	KH3630TM	W602633	KH4630TM	W602635		
	KSY - Frame MCCB (Non-Automatic) 55°C					
	In (A)	3 pole		4 pole		
		Cat. No.	Ref.No.	Cat. No.	Ref.No.	
		500A	KSY3500	W602636	KSY4500	W602638
630A	KSY3630	W602637	KSY4630	W602639		

Frame Size K (500-630) Amperes

Drawing



1 Moulded Case Circuit Breakers

Frame Size L (500-800) Amperes



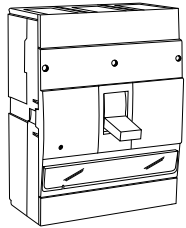
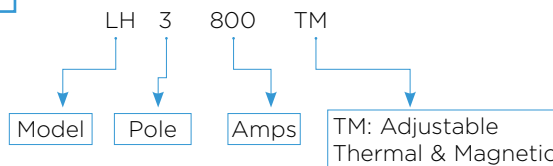
Product description:

Complying to IEC 60947-2,
Maximum continuous Ampere rating at 55°C Voltage 240/415V,
Frequency 50/60Hz

Ue Maximum	415V
Icu	70 kA
Ics	50 kA
Ui	1000V
Uimp	12kV

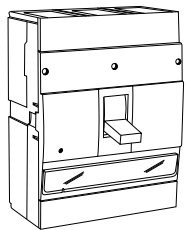
Dimension:	H	W	D	Weight Kgs.
3Pole	275	210	114	9.5
4Pole		280		12.5

Marking



LH - Frame MCCB 70/50kA AT 415V (Adjustable Thermal & Magnetic) 55°C

In (A)	3 pole		4 pole	
	Cat. No.	Ref.No.	Cat. No.	Ref.No.
500A	LH3500TM	W602640	LH4500TM	W602643
630A	LH3630TM	W602641	LH4630TM	W602644
800A	LH3800TM	W602642	LH4800TM	W602645

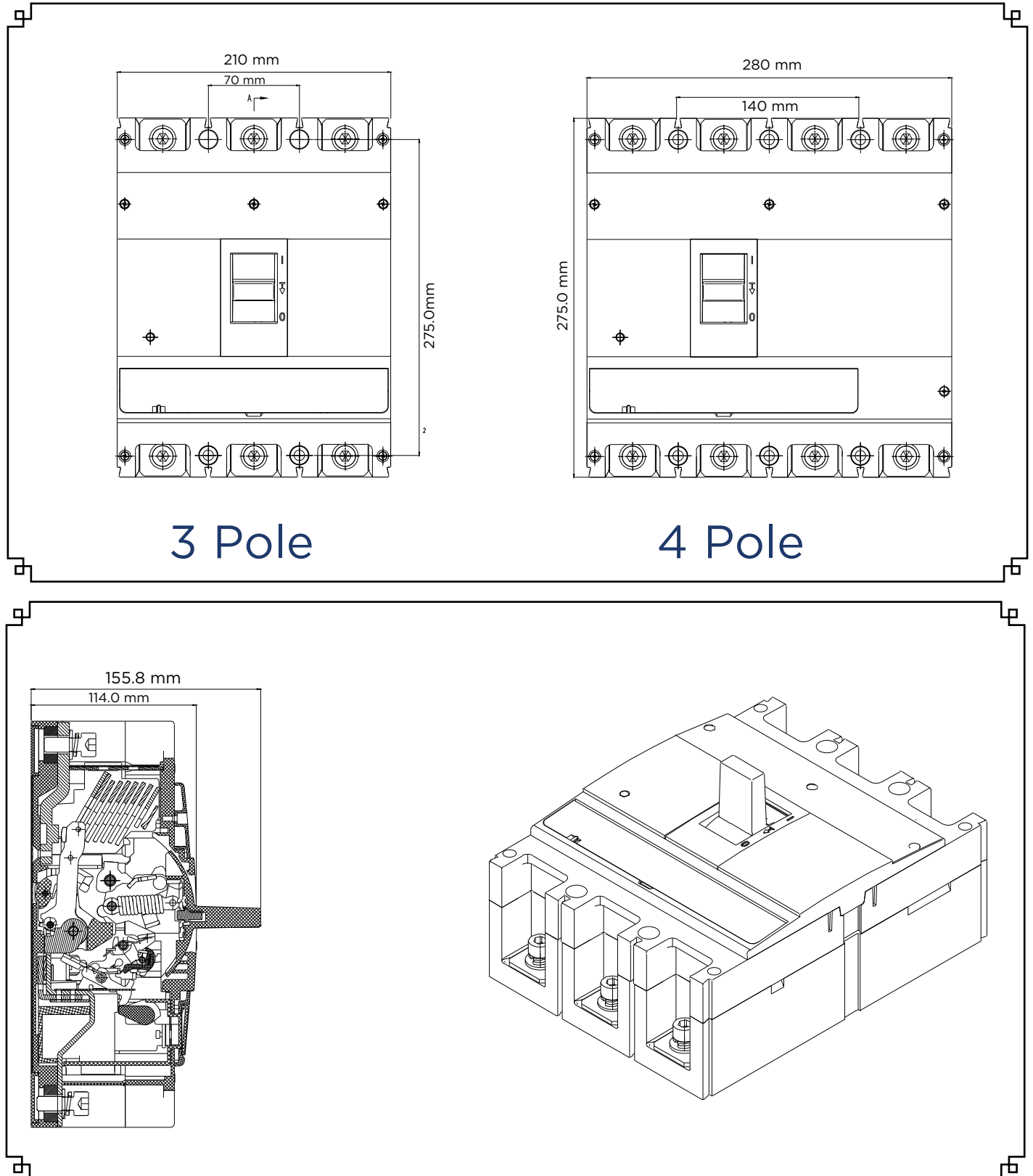


LHY - Frame MCCB (Non-Automatic) 55°C

In (A)	3 pole		4 pole	
	Cat. No.	Ref.No.	Cat. No.	Ref.No.
500A	LHY3500	W602646	LHY4500	W602649
630A	LHY3630	W602647	LHY4630	W602650
800A	LHY3800	W602648	LHY4800	W602651

Frame Size L (500-800) Amperes

Drawing



1
Moulded Case Circuit Breakers

Frame Size N (1000-1250) Amperes

1



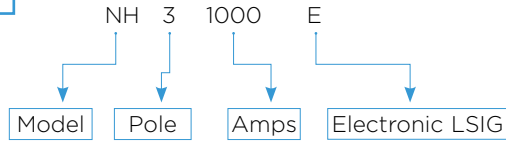
Product description:

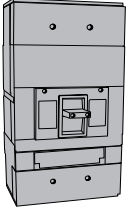
Complying to IEC 60947-2,
Maximum continuous Ampere rating at 55°C Voltage 240/415V,
Frequency 50/60Hz

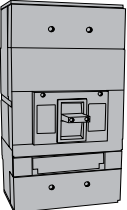
Ue Maximum 415V
Icu 70 kA
Ics 50 kA
Ui 1000V
Uimp 12kV

Dimension:	H	W	D	Weight Kgs.
3Pole	406	210	140	21.3
4Pole		280		28.3

Marking

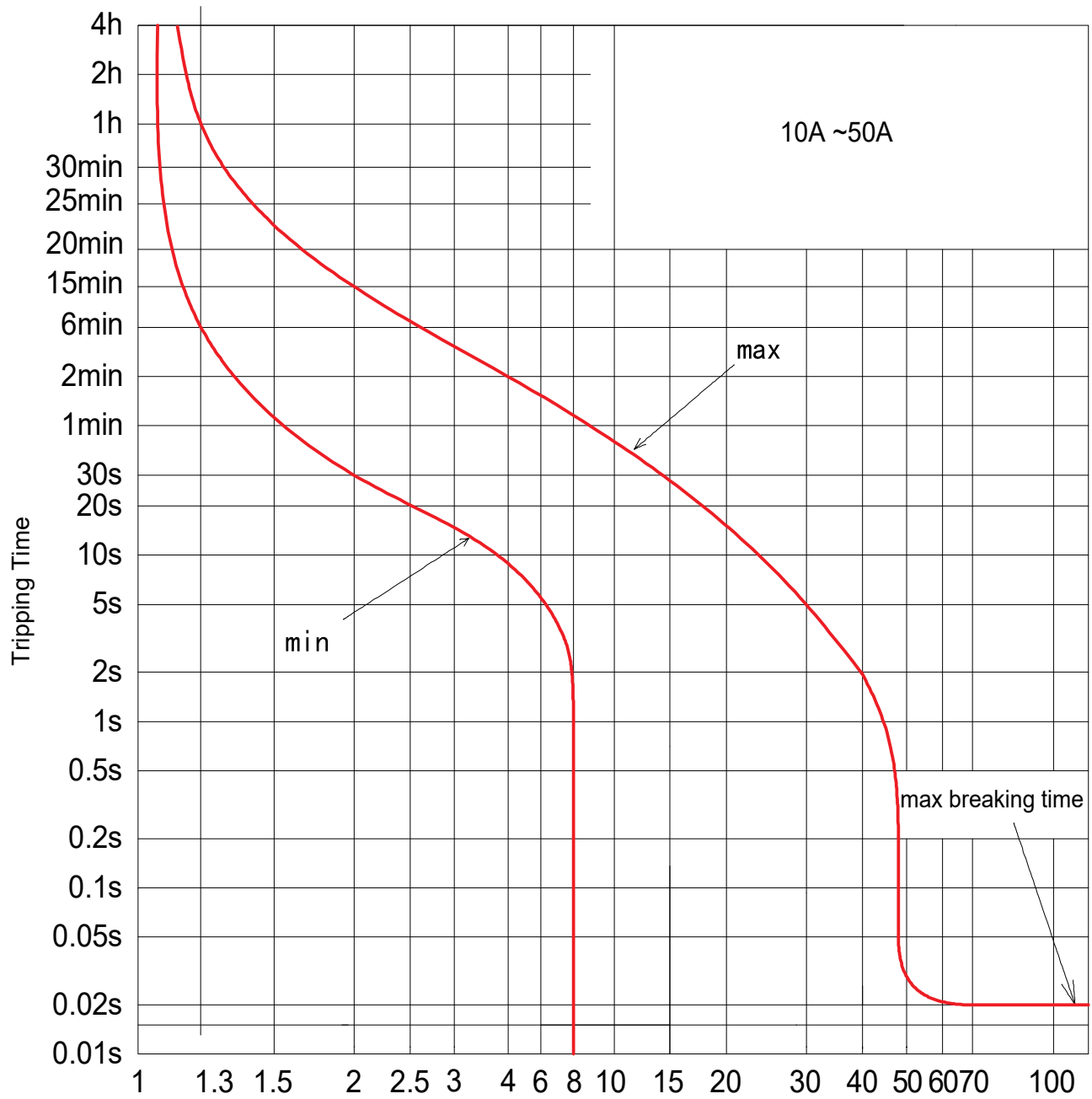


	NH - Frame MCCB 70/50kA AT 415V (Adjustable - LSIG) 55°C					
	70/50 kA	In (A)	3 pole		4 pole	
			Cat. No.	Ref.No.	Cat. No.	Ref.No.
	1000A	NH31000E	W602652	NH41000E	W602655	
	1250A	NH31250E	W602653	NH41250E	W602656	

	NHY - Frame MCCB (Non-Automatic) 55°C					
		In (A)	3 pole		4 pole	
			Cat. No.	Ref.No.	Cat. No.	Ref.No.
	1000A	NHY31000	W602658	NHY41000	W602661	
	1250A	NHY31250	W602659	NHY41250	W602662	

Time Current Curve

GD, GI, GS MOULDED CASE CIRCUIT BREAKER 10-50A



X 100% Rated Current

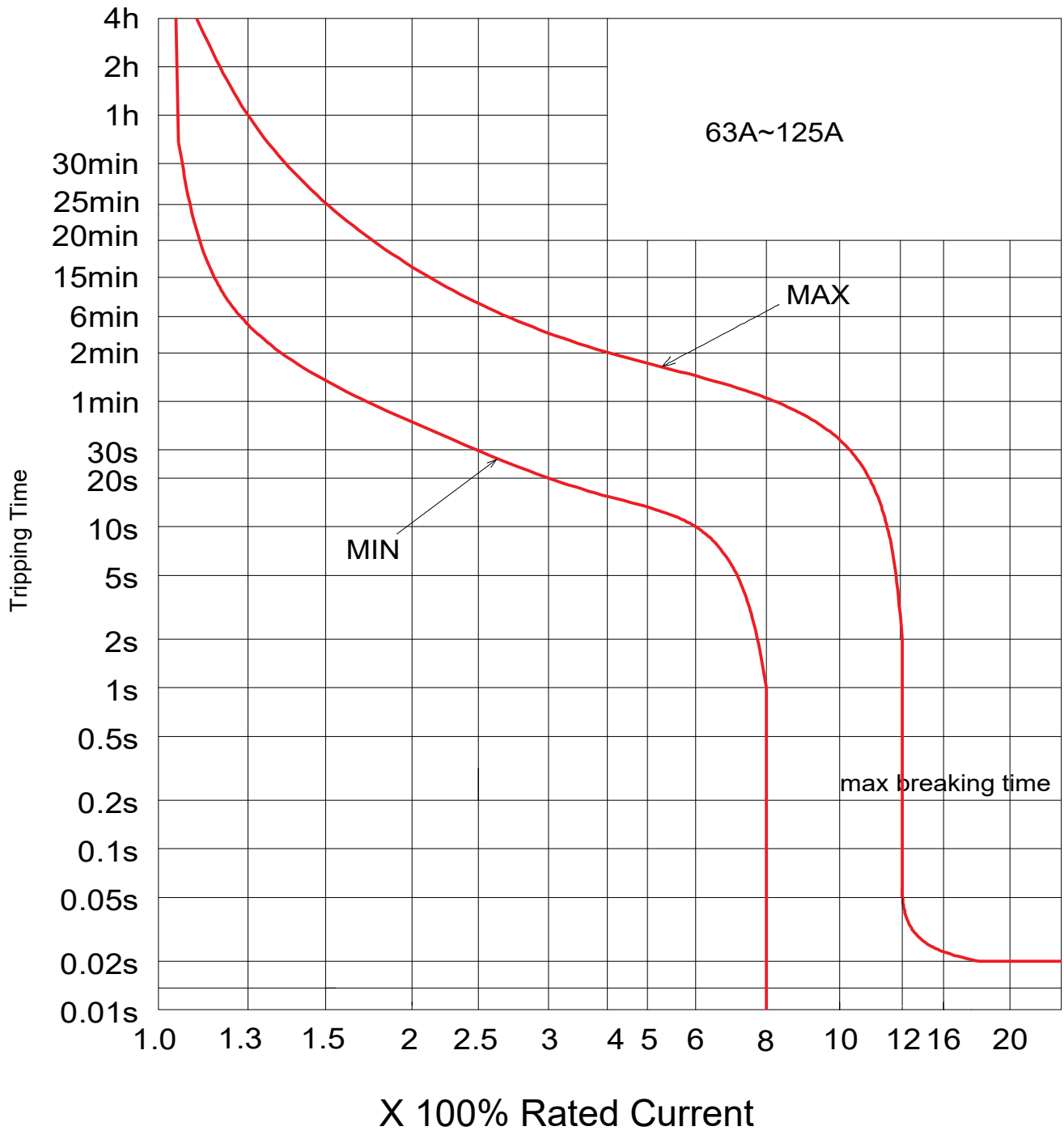
Instantaneous Trip Current
600A±200A(AC)

Time Current Curve

GD, GI, GS MOULDED CASE CIRCUIT BREAKER 63-125A

1

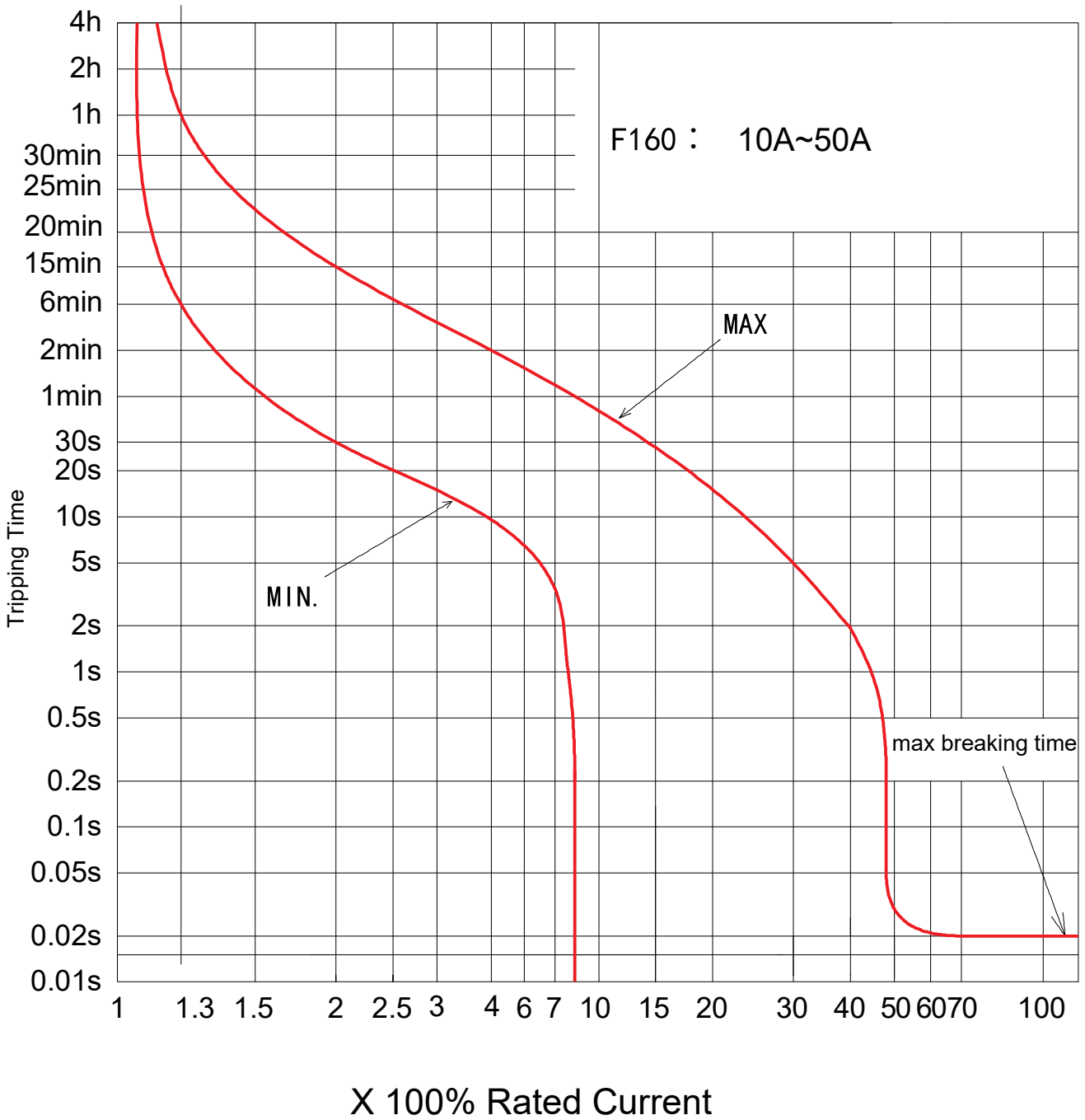
Moulded Case Circuit Breakers



Instantaneous Trip Current
600A±200A(AC)

Time Current Curve

FI,FS, FH MOULDED CASE CIRCUIT BREAKER 10-50A



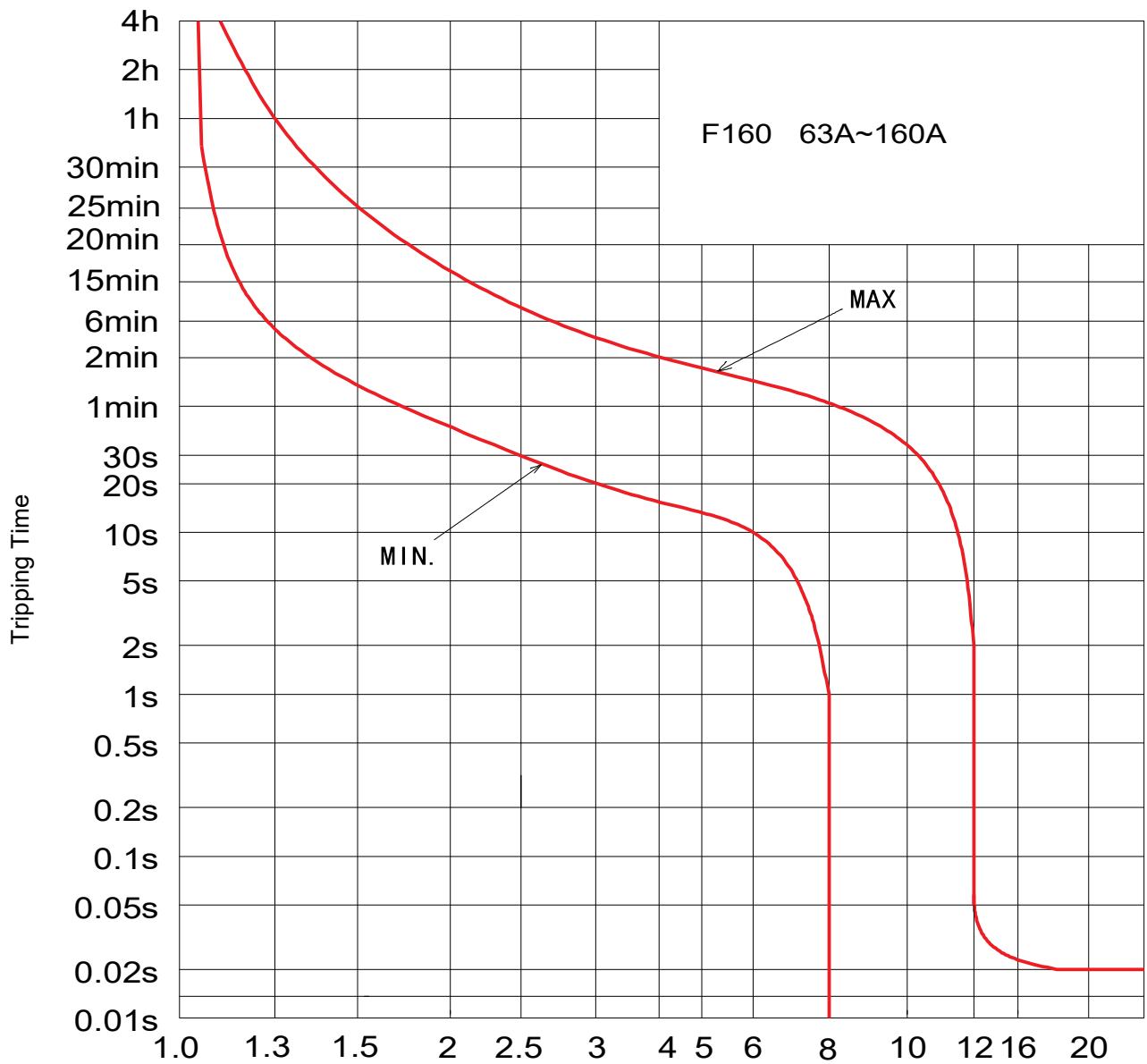
Instantaneous Trip Current
600A±120A(AC)

Time Current Curve

FI,FS, FH MOULDED CASE CIRCUIT BREAKER 63-160A

1

Moulded Case Circuit Breakers

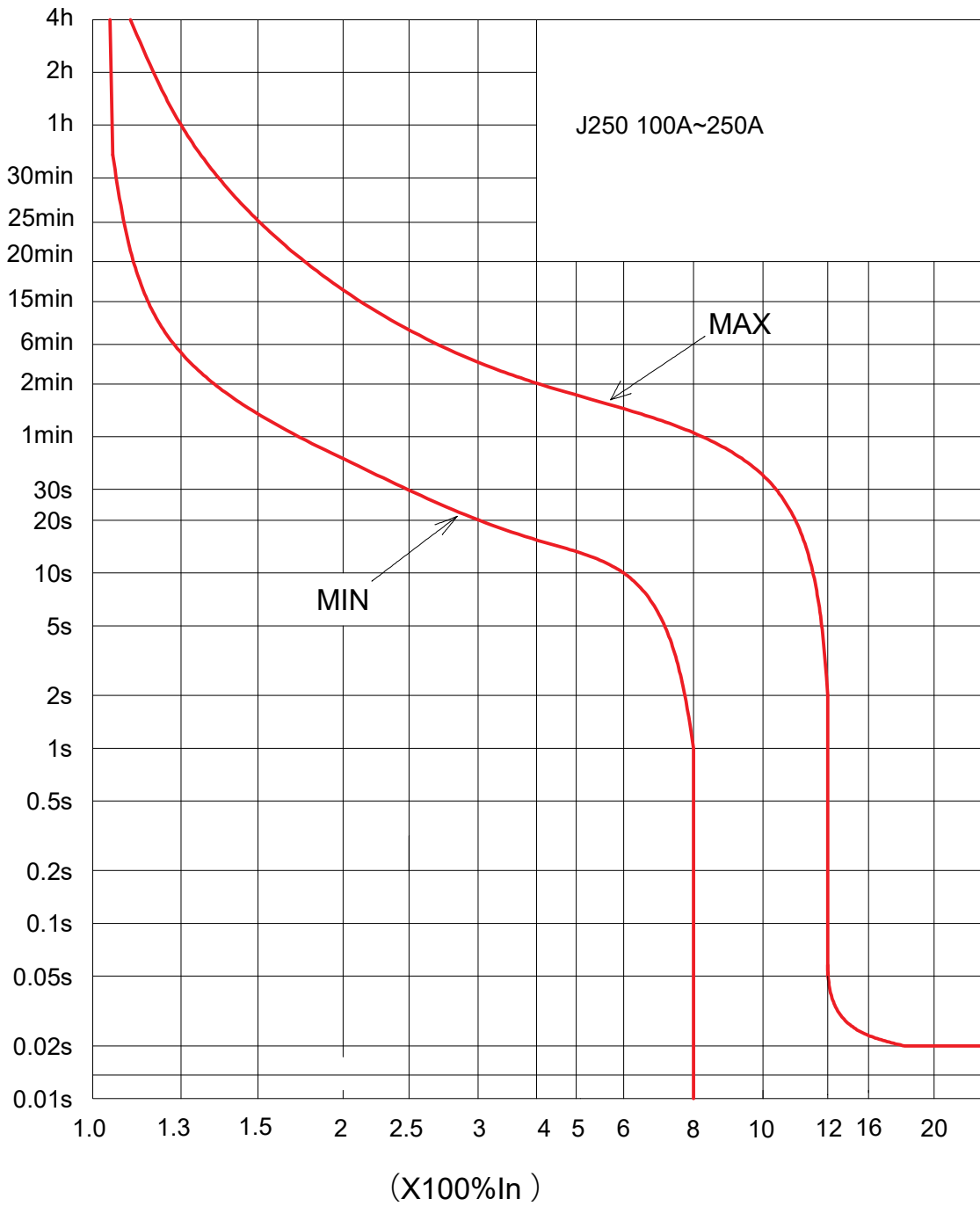


X 100% Rated Current

Instantaneous Trip Current
600A±120A(AC)

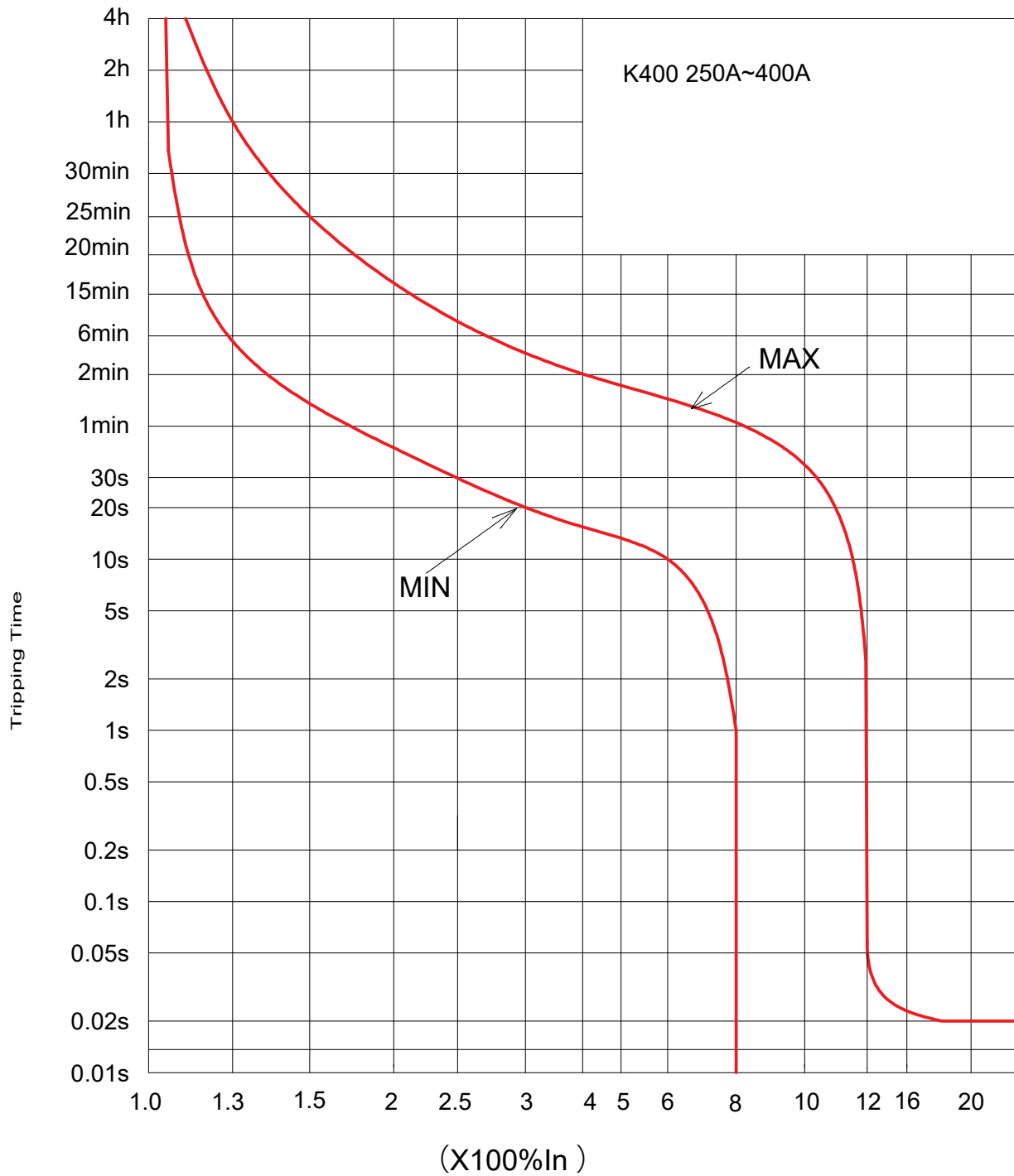
Time Current Curve

JS, JH MOULDED CASE CIRCUIT BREAKER 100-250A



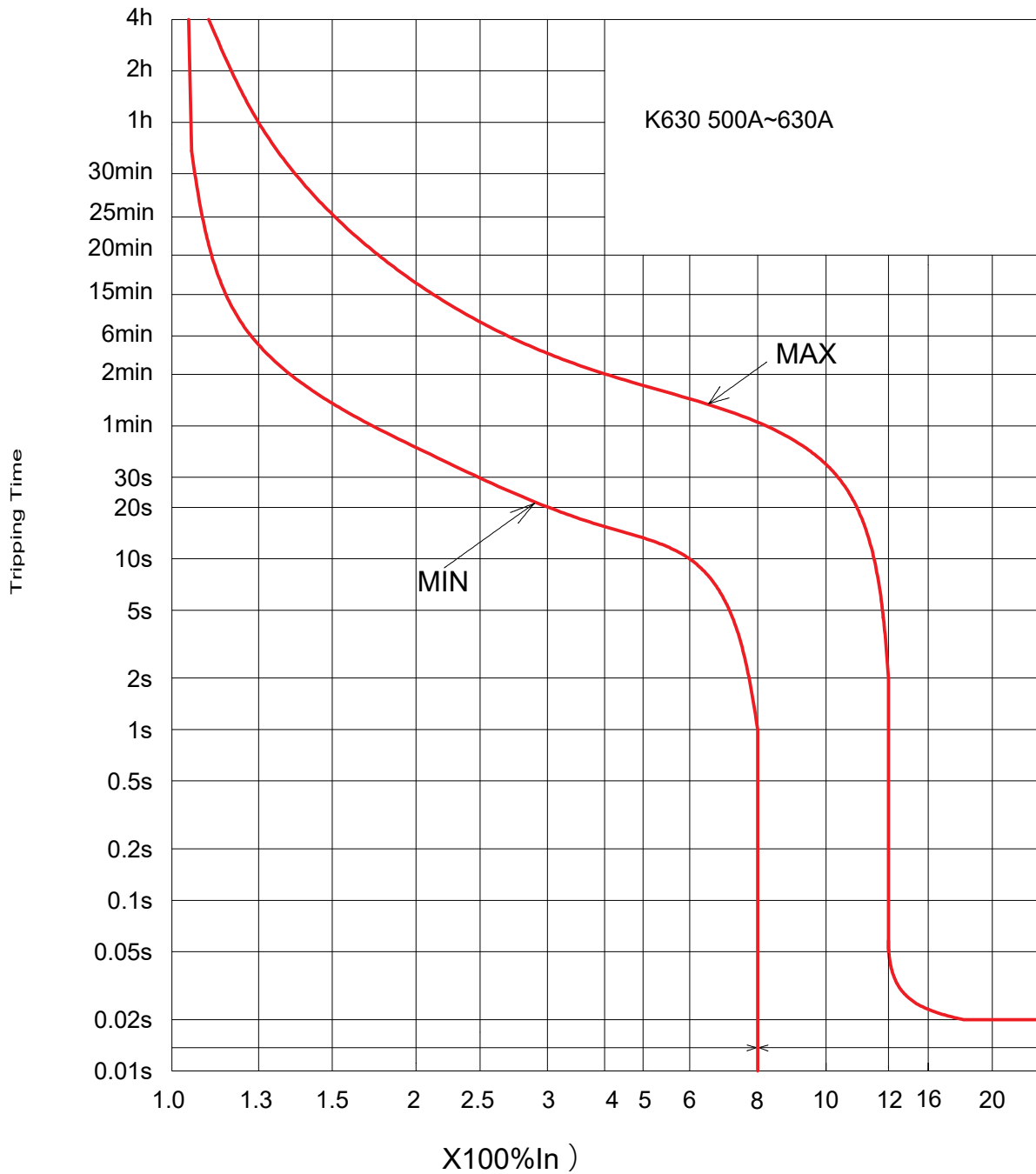
Time Current Curve

KI,KS,KH MOULDED CASE CIRCUIT BREAKER 315-400A



Time Current Curve

KI, KS, KH MOULDED CASE CIRCUIT BREAKER 500-630A

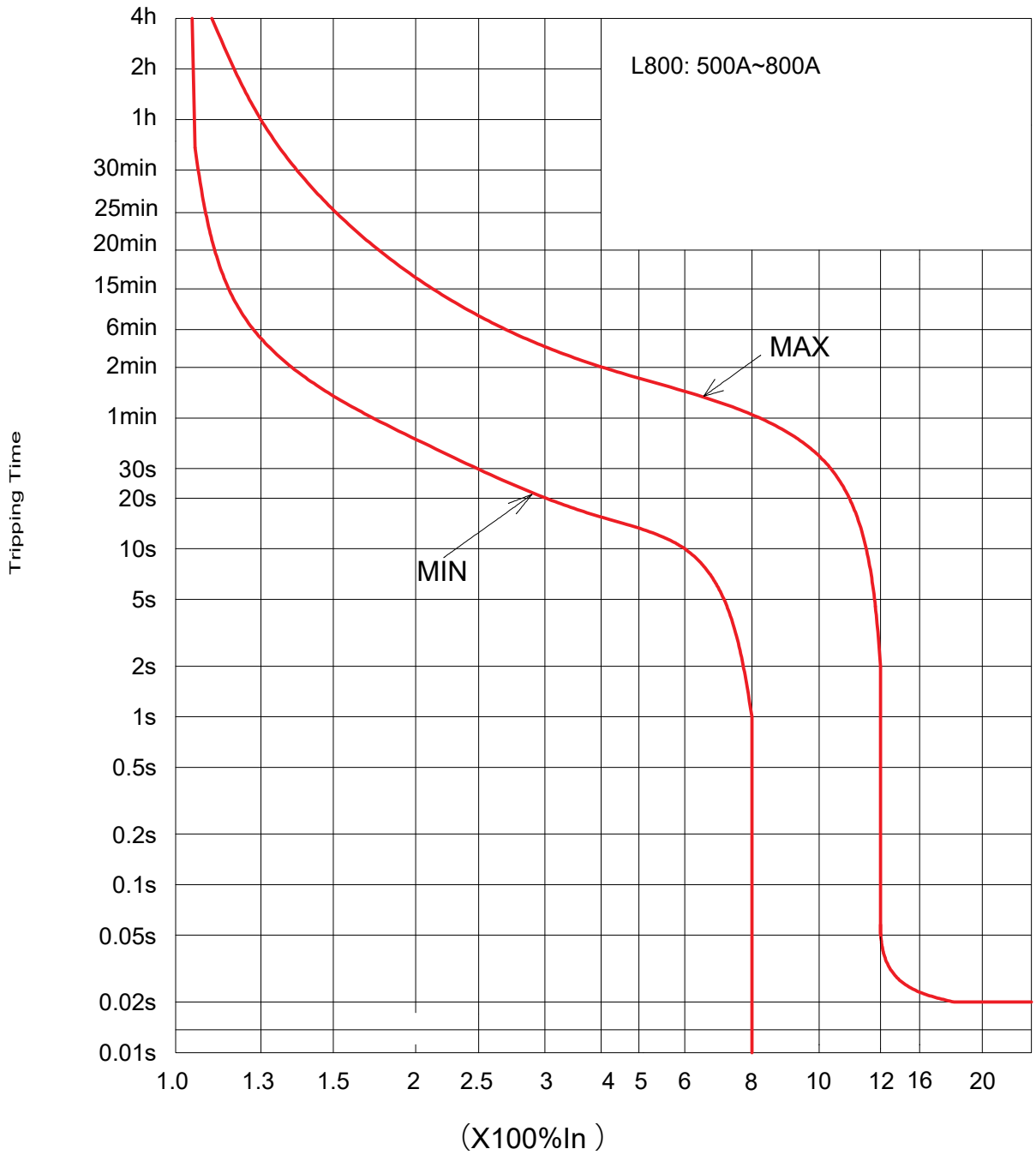


Time Current Curve

LH MOULDED CASE CIRCUIT BREAKER 500-800A

1

Moulded Case Circuit Breakers



Frame Size G (16-125) Amperes



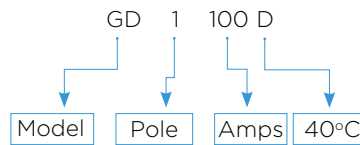
Product description:

Complying to IEC 60947-2,
Maximum continuous Ampere rating at 40°C, Voltage 240/415V,
Frequency 50/60Hz

Ue Maximum	415V
Icu	18/25/36 kA
Ics	18/25/25 kA
Ui	800V
Uimp	8kV

Dimension:	H	W	D	Weight Kgs.
1Pole	130	25	76.8	0.3
2Pole		50		0.5
3Pole		75		0.7
4Pole		100		0.9

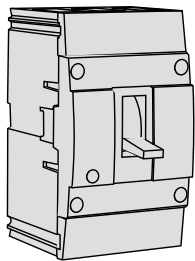
Marking
CE



1

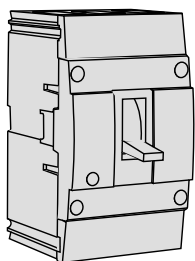
Moulded Case Circuit Breakers

GD-Frame MCCB 18kA AT 415V 40°C (Fixed Thermal & Magnetic) Ⓢ 40°C



In (A)	1 pole		2 pole		3 pole		4 pole	
	Cat. No.	Ref.No.	Cat. No.	Ref.No.	Cat. No.	Ref.No.	Cat. No.	Ref.No.
16A	GD1016D	W610625	GD2016D	W610637	GD3016D	W610649	GD4016D	W610661
20A	GD1020D	W610626	GD2020D	W610638	GD3020D	W610650	GD4020D	W610662
25A	GD1025D	W610627	GD2025D	W610639	GD3025D	W610651	GD4025D	W610663
32A	GD1032D	W610628	GD2032D	W610640	GD3032D	W610652	GD4032D	W610664
40A	GD1040D	W610629	GD2040D	W610641	GD3040D	W610653	GD4040D	W610665
50A	GD1050D	W610630	GD2050D	W610642	GD3050D	W610654	GD4050D	W610666
63A	GD1063D	W610631	GD2063D	W610643	GD3063D	W610655	GD4063D	W610667
70A	GD1070D	W610632	GD2070D	W610644	GD3070D	W610656	GD4070D	W610668
80A	GD1080D	W610633	GD2080D	W610645	GD3080D	W610657	GD4080D	W610669
90A	GD1090D	W610634	GD2090D	W610646	GD3090D	W610658	GD4090D	W610670
100A	GD1100D	W610635	GD2100D	W610647	GD3100D	W610659	GD4100D	W610671
125A	GD1125D	W610636	GD2125D	W610648	GD3125D	W610660	GD4125D	W610672

GID-Frame MCCB 25kA AT 415V 40°C (Fixed Thermal & Magnetic) Ⓢ 40°C



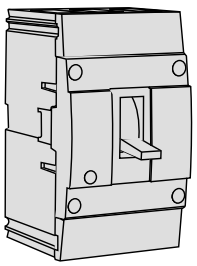
In (A)	1 pole		2 pole		3 pole		4 pole	
	Cat. No.	Ref.No.	Cat. No.	Ref.No.	Cat. No.	Ref.No.	Cat. No.	Ref.No.
16A	GID1016D	W610673	GID2016D	W610685	GID3016D	W610697	GID4016D	W610709
20A	GID1020D	W610674	GID2020D	W610686	GID3020D	W610698	GID4020D	W610710
25A	GID1025D	W610675	GID2025D	W610687	GID3025D	W610699	GID4025D	W610711
32A	GID1032D	W610676	GID2032D	W610688	GID3032D	W610700	GID4032D	W610712
40A	GID1040D	W610677	GID2040D	W610689	GID3040D	W610701	GID4040D	W610713
50A	GID1050D	W610678	GID2050D	W610690	GID3050D	W610702	GID4050D	W610714
63A	GID1063D	W610679	GID2063D	W610691	GID3063D	W610703	GID4063D	W610715
70A	GID1070D	W610680	GID2070D	W610692	GID3070D	W610704	GID4070D	W610716
80A	GID1080D	W610681	GID2080D	W610693	GID3080D	W610705	GID4080D	W610717
90A	GID1090D	W610682	GID2090D	W610694	GID3090D	W610706	GID4090D	W610718
100A	GID1100D	W610683	GID2100D	W610695	GID3100D	W610707	GID4100D	W610719
125A	GID1125D	W610684	GID2125D	W610696	GID3125D	W610708	GID4125D	W610720

① This Breaker will not have provision to fix accessories

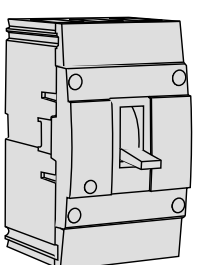
Frame Size G (16-125) Amperes

1

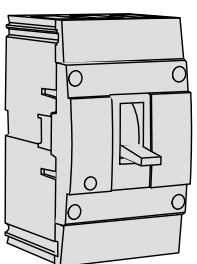
Moulded Case Circuit Breakers



GI-Frame MCCB 25kA AT 415V Ⓢ (Fixed Thermal & Magnetic) 40°C									
In (A)	1 pole		2 pole		3 pole		4 pole		
	Cat. No.	Ref.No.	Cat. No.	Ref.No.	Cat. No.	Ref.No.	Cat. No.	Ref.No.	
16A	GI1016AD	W610721	GI2016AD	W610733	GI3016AD	W610745	GI4016AD	W610757	
20A	GI1020AD	W610722	GI2020AD	W610734	GI3020AD	W610746	GI4020AD	W610758	
25A	GI1025AD	W610723	GI2025AD	W610735	GI3025AD	W610747	GI4025AD	W610759	
32A	GI1032AD	W610724	GI2032AD	W610736	GI3032AD	W610748	GI4032AD	W610760	
40A	GI1040AD	W610725	GI2040AD	W610737	GI3040AD	W610749	GI4040AD	W610761	
50A	GI1050AD	W610726	GI2050AD	W610738	GI3050AD	W610750	GI4050AD	W610762	
63A	GI1063AD	W610727	GI2063AD	W610739	GI3063AD	W610751	GI4063AD	W610763	
70A	GI1070AD	W610728	GI2070AD	W610740	GI3070AD	W610752	GI4070AD	W610764	
80A	GI1080AD	W610729	GI2080AD	W610741	GI3080AD	W610753	GI4080AD	W610765	
90A	GI1090AD	W610730	GI2090AD	W610742	GI3090AD	W610754	GI4090AD	W610766	
100A	GI1100AD	W610731	GI2100AD	W610743	GI3100AD	W610755	GI4100AD	W610767	
125A	GI1125AD	W610732	GI2125AD	W610744	GI3125AD	W610756	GI4125AD	W610768	



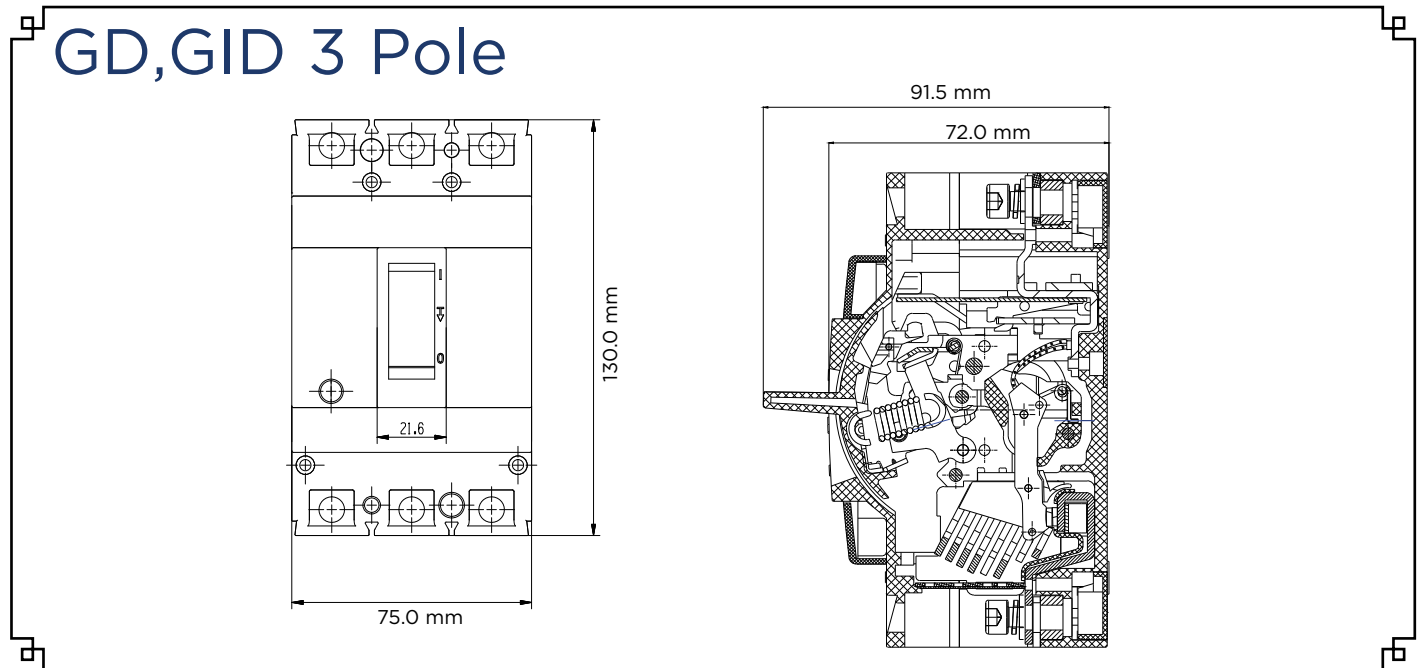
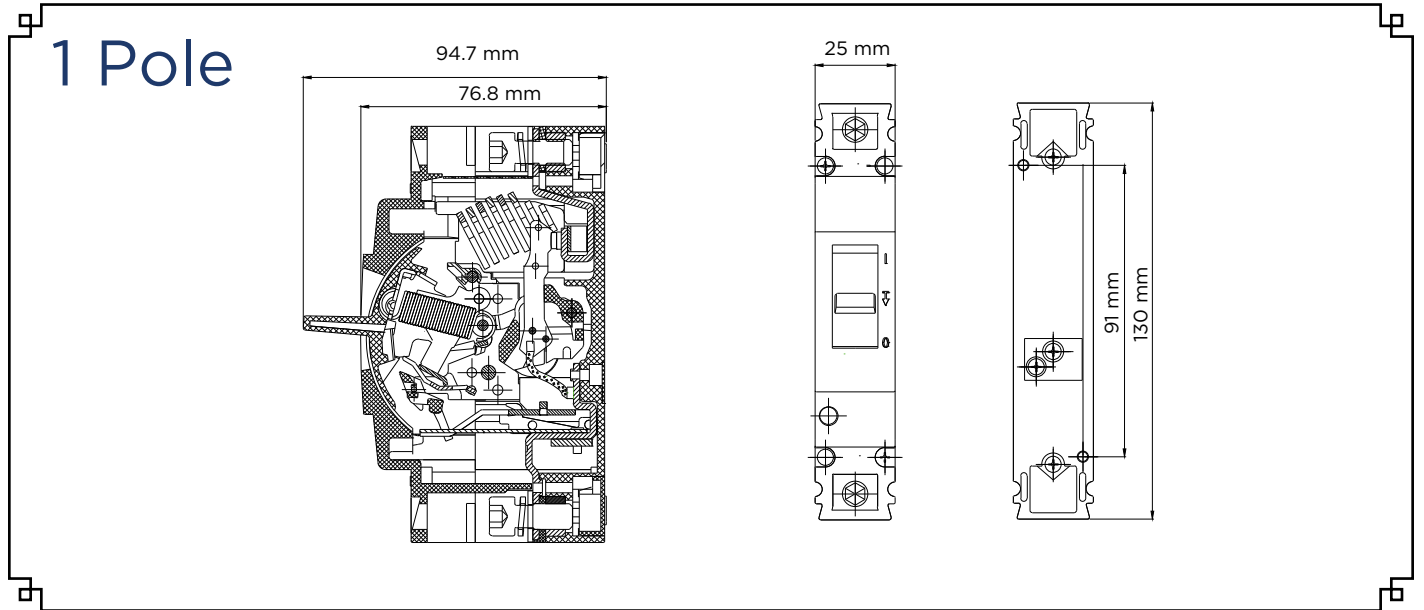
GS-Frame MCCB 36kA AT 415V Ⓢ (Fixed Thermal & Magnetic) 40°C									
In (A)	1 pole		2 pole		3 pole		4 pole		
	Cat. No.	Ref.No.	Cat. No.	Ref.No.	Cat. No.	Ref.No.	Cat. No.	Ref.No.	
16A	GS1016AD	W610769	GS2016AD	W610781	GS3016AD	W610793	GS4016AD	W610805	
20A	GS1020AD	W610770	GS2020AD	W610782	GS3020AD	W610794	GS4020AD	W610806	
25A	GS1025AD	W610771	GS2025AD	W610783	GS3025AD	W610795	GS4025AD	W610807	
32A	GS1032AD	W610772	GS2032AD	W610784	GS3032AD	W610796	GS4032AD	W610808	
40A	GS1040AD	W610773	GS2040AD	W610785	GS3040AD	W610797	GS4040AD	W610809	
50A	GS1050AD	W610774	GS2050AD	W610786	GS3050AD	W610798	GS4050AD	W610810	
63A	GS1063AD	W610775	GS2063AD	W610787	GS3063AD	W610799	GS4063AD	W610811	
70A	GS1070AD	W610776	GS2070AD	W610788	GS3070AD	W610800	GS4070AD	W610812	
80A	GS1080AD	W610777	GS2080AD	W610789	GS3080AD	W610801	GS4080AD	W610813	
90A	GS1090AD	W610778	GS2090AD	W610790	GS3090AD	W610802	GS4090AD	W610814	
100A	GS1100AD	W610779	GS2100AD	W610791	GS3100AD	W610803	GS4100AD	W610815	
125A	GS1125AD	W610780	GS2125AD	W610792	GS3125AD	W610804	GS4125AD	W610816	



GIY-Frame MCCB Non Automatic Circuit Breaker) 40°C									
In (A)	1 pole		2 pole		3 pole		4 pole		
	Cat. No.	Ref.No.	Cat. No.	Ref.No.	Cat. No.	Ref.No.	Cat. No.	Ref.No.	
16A	GIY1016AD	W610817	GIY2016AD	W610829	GIY3016AD	W610841	GIY4016AD	W610853	
20A	GIY1020AD	W610818	GIY2020AD	W610830	GIY3020AD	W610842	GIY4020AD	W610854	
25A	GIY1025AD	W610819	GIY2025AD	W610831	GIY3025AD	W610843	GIY4025AD	W610855	
32A	GIY1032AD	W610820	GIY2032AD	W610832	GIY3032AD	W610844	GIY4032AD	W610856	
40A	GIY1040AD	W610821	GIY2040AD	W610833	GIY3040AD	W610845	GIY4040AD	W610857	
50A	GIY1050AD	W610822	GIY2050AD	W610834	GIY3050AD	W610846	GIY4050AD	W610858	
63A	GIY1063AD	W610823	GIY2063AD	W610835	GIY3063AD	W610847	GIY4063AD	W610859	
70A	GIY1070AD	W610824	GIY2070AD	W610836	GIY3070AD	W610848	GIY4070AD	W610860	
80A	GIY1080AD	W610825	GIY2080AD	W610837	GIY3080AD	W610849	GIY4080AD	W610861	
90A	GIY1090AD	W610826	GIY2090AD	W610838	GIY3090AD	W610850	GIY4090AD	W610862	
100A	GIY1100AD	W610827	GIY2100AD	W610839	GIY3100AD	W610851	GIY4100AD	W610863	
125A	GIY1125AD	W610828	GIY2125AD	W610840	GIY3125AD	W610852	GIY4125AD	W610864	

Frame Size G (16-125) Amperes

Drawing

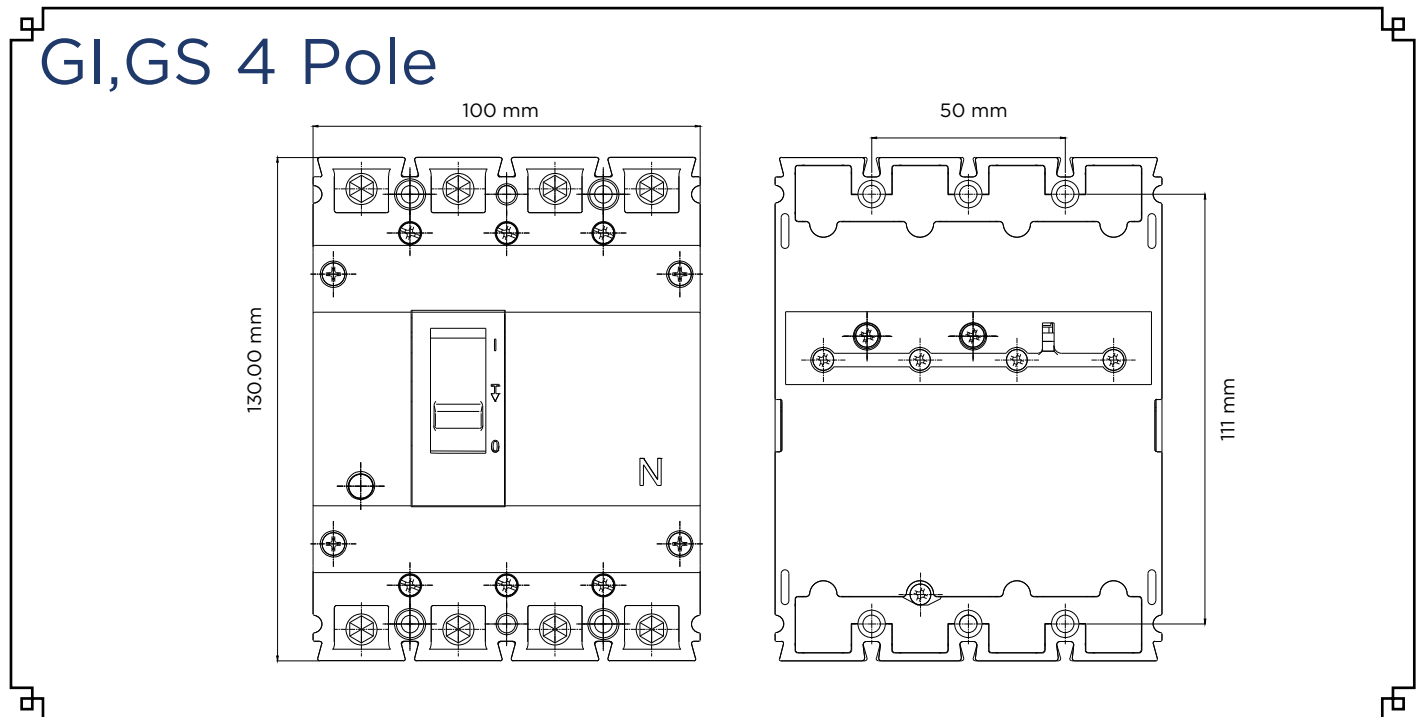
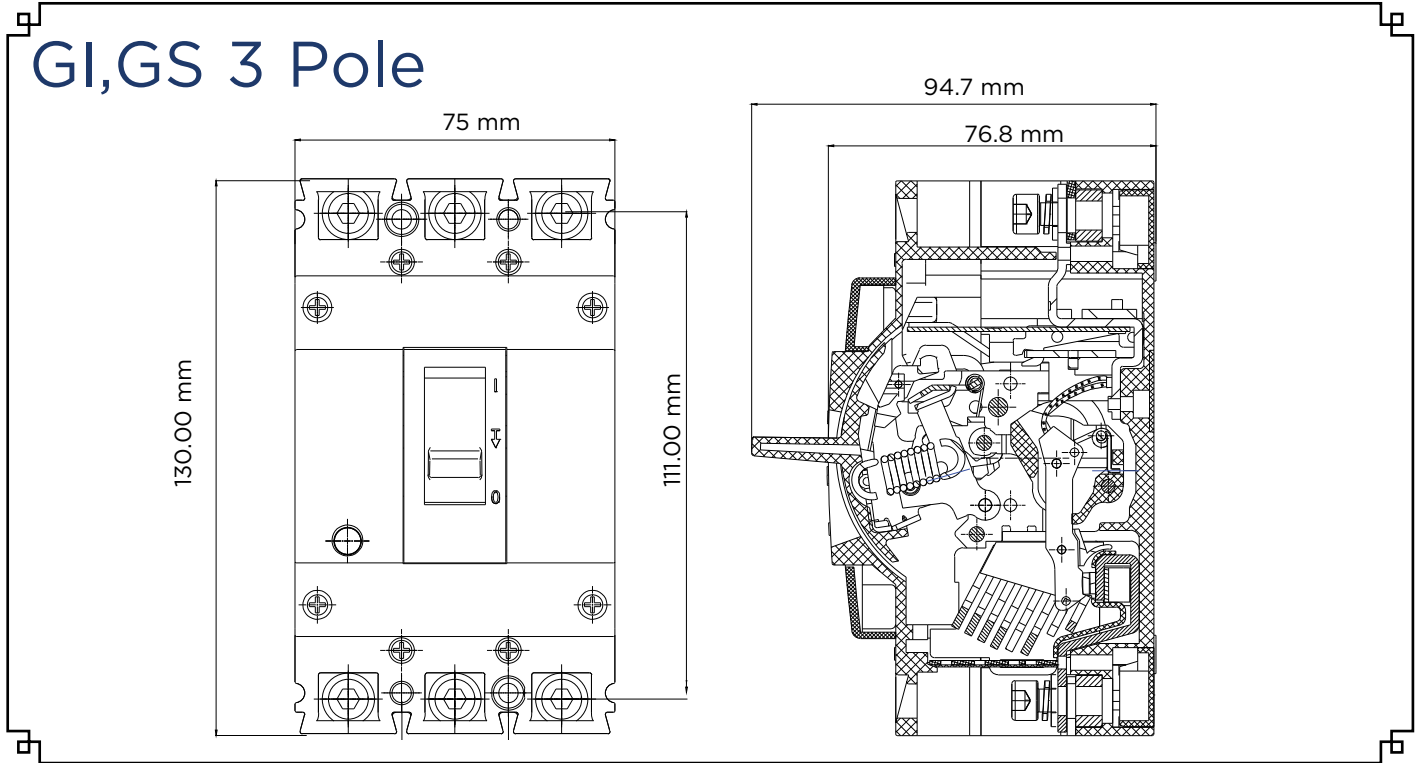


1
Moulded Case Circuit Breakers

Frame Size G (16-125) Amperes

Drawing

1 Moulded Case Circuit Breakers



Frame Size F (16-160) Amperes



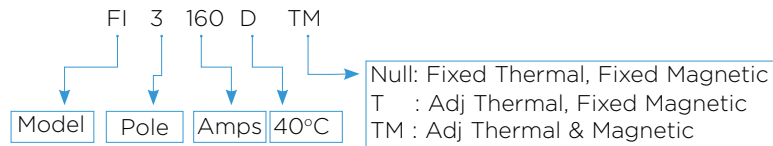
Product description:

Complying to IEC 60947-2,
Maximum continuous Ampere rating at 40°C Voltage 240/415V,
Frequency 50/60Hz

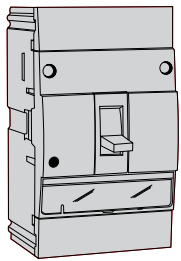
Ue Maximum	415V
Icu	25/36/50 kA
Ics	25/36/50 kA
Ui	800V
Uimp	8kV

Dimension:	H	W	D	Weight Kgs.
2Pole	155	60	77	0.85
3Pole		90		1.2
4Pole		120		1.6

Marking
CE

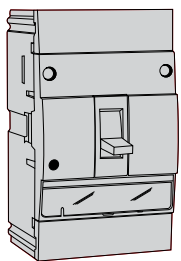


FI-Frame MCCB 25kA AT 415V (Fixed Thermal & Magnetic) 40°C



In (A)	2 pole		3 pole		4 pole	
	Cat. No.	Ref.No.	Cat. No.	Ref.No.	Cat. No.	Ref.No.
16A	FI2016D	W610865	FI3016D	W610878	FI4016D	W610891
20A	FI2020D	W610866	FI3020D	W610879	FI4020D	W610892
25A	FI2025D	W610867	FI3025D	W610880	FI4025D	W610893
32A	FI2032D	W610868	FI3032D	W610881	FI4032D	W610894
40A	FI2040D	W610869	FI3040D	W610882	FI4040D	W610895
50A	FI2050D	W610870	FI3050D	W610883	FI4050D	W610896
63A	FI2063D	W610871	FI3063D	W610884	FI4063D	W610897
70A	FI2070D	W610872	FI3070D	W610885	FI4070D	W610898
80A	FI2080D	W610873	FI3080D	W610886	FI4080D	W610899
90A	FI2090D	W610874	FI3090D	W610887	FI4090D	W610900
100A	FI2100D	W610875	FI3100D	W610888	FI4100D	W610901
125A	FI2125D	W610876	FI3125D	W610889	FI4125D	W610902
160A	FI2160D	W610877	FI3160D	W610890	FI4160D	W610903

FS-Frame MCCB 36kA AT 415V (Fixed Thermal & Magnetic) 40°C

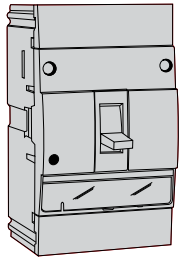


In (A)	2 pole		3 pole		4 pole	
	Cat.No.	Ref.No.	Cat.No.	Ref.No.	Cat.No.	Ref.No.
16A	FS2016D	W610904	FS3016D	W610917	FS4016D	W610930
20A	FS2020D	W610905	FS3020D	W610918	FS4020D	W610931
25A	FS2025D	W610906	FS3025D	W610919	FS4025D	W610932
32A	FS2032D	W610907	FS3032D	W610920	FS4032D	W610933
40A	FS2040D	W610908	FS3040D	W610921	FS4040D	W610934
50A	FS2050D	W610909	FS3050D	W610922	FS4050D	W610935
63A	FS2063D	W610910	FS3063D	W610923	FS4063D	W610936
70A	FS2070D	W610911	FS3070D	W610924	FS4070D	W610937
80A	FS2080D	W610912	FS3080D	W610925	FS4080D	W610938
90A	FS2090D	W610913	FS3090D	W610926	FS4090D	W610939
100A	FS2100D	W610914	FS3100D	W610927	FS4100D	W610940
125A	FS2125D	W610915	FS3125D	W610928	FS4125D	W610941
160A	FS2160D	W610916	FS3160D	W610929	FS4160D	W610942

Frame Size F (16-160) Amperes

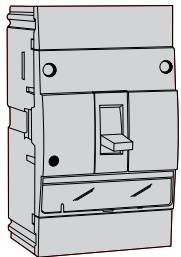
1

Moulded Case Circuit Breakers



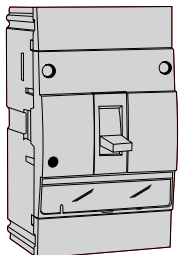
FH-Frame MCCB 50kA AT 415V (Fixed Thermal & Magnetic) 40°C

In (A)	2 pole		3 pole		4 pole	
	Cat.No.	Ref.No.	Cat.No.	Ref.No.	Cat.No.	Ref.No.
16A	FH2016D	W610956	FH3016D	W602178	FH4016D	W610969
20A	FH2020D	W610957	FH3020D	W602179	FH4020D	W610970
25A	FH2025D	W610958	FH3025D	W602180	FH4025D	W610971
32A	FH2032D	W610959	FH3032D	W602181	FH4032D	W610972
40A	FH2040D	W610960	FH3040D	W602182	FH4040D	W610973
50A	FH2050D	W610961	FH3050D	W602183	FH4050D	W610974
63A	FH2063D	W610962	FH3063D	W602184	FH4063D	W610975
70A	FH2070D	W610963	FH3070D	W602185	FH4070D	W610976
80A	FH2080D	W610964	FH3080D	W602186	FH4080D	W610977
90A	FH2090D	W610965	FH3090D	W602187	FH4090D	W610978
100A	FH2100D	W610966	FH3100D	W602188	FH4100D	W610979
125A	FH2125D	W610967	FH3125D	W602189	FH4125D	W610980
160A	FH2160D	W610968	FH3160D	W602190	FH4160D	W610981



FI-Frame MCCB 25kA AT 415V (Adjustable Thermal - Fixed Magnetic) 40°C

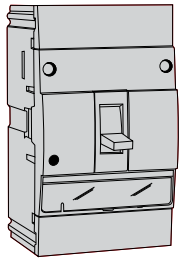
In (A)	2 pole		3 pole		4 pole	
	Cat.No.	Ref.No.	Cat.No.	Ref.No.	Cat.No.	Ref.No.
16A	FI2016DT	W610982	FI3016DT	W610995	FI4016DT	W611008
20A	FI2020DT	W610983	FI3020DT	W610996	FI4020DT	W611009
25A	FI2025DT	W610984	FI3025DT	W610997	FI4025DT	W611010
32A	FI2032DT	W610985	FI3032DT	W610998	FI4032DT	W611011
40A	FI2040DT	W610986	FI3040DT	W610999	FI4040DT	W611012
50A	FI2050DT	W610987	FI3050DT	W611000	FI4050DT	W611013
63A	FI2063DT	W610988	FI3063DT	W611001	FI4063DT	W611014
70A	FI2070DT	W610989	FI3070DT	W611002	FI4070DT	W611015
80A	FI2080DT	W610990	FI3080DT	W611003	FI4080DT	W611016
90A	FI2090DT	W610991	FI3090DT	W611004	FI4090DT	W611017
100A	FI2100DT	W610992	FI3100DT	W611005	FI4100DT	W611018
125A	FI2125DT	W610993	FI3125DT	W611006	FI4125DT	W611019
160A	FI2160DT	W610994	FI3160DT	W611007	FI4160DT	W611020



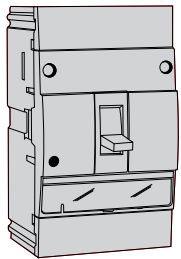
FS-Frame MCCB 36kA AT 415V (Adjustable Thermal - Fixed Magnetic) 40°C

In (A)	2 pole		3 pole		4 pole	
	Cat. No.	Ref.No.	Cat. No.	Ref.No.	Cat. No.	Ref.No.
16A	FS2016DT	W611021	FS3016DT	W611034	FS4016DT	W611047
20A	FS2020DT	W611022	FS3020DT	W611035	FS4020DT	W611048
25A	FS2025DT	W611023	FS3025DT	W611036	FS4025DT	W611049
32A	FS2032DT	W611024	FS3032DT	W611037	FS4032DT	W611050
40A	FS2040DT	W611025	FS3040DT	W611038	FS4040DT	W611051
50A	FS2050DT	W611026	FS3050DT	W611039	FS4050DT	W611052
63A	FS2063DT	W611027	FS3063DT	W611040	FS4063DT	W611053
70A	FS2070DT	W611028	FS3070DT	W611041	FS4070DT	W611054
80A	FS2080DT	W611029	FS3080DT	W611042	FS4080DT	W611055
90A	FS2090DT	W611030	FS3090DT	W611043	FS4090DT	W611056
100A	FS2100DT	W611031	FS3100DT	W611044	FS4100DT	W611057
125A	FS2125DT	W611032	FS3125DT	W611045	FS4125DT	W611058
160A	FS2160DT	W611033	FS3160DT	W611046	FS4160DT	W611059

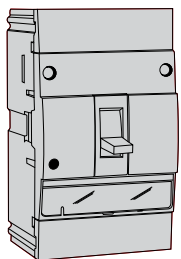
Frame Size F (16-160) Amperes

FH-Frame MCCB 50kA AT 415V (Adjustable Thermal - Fixed Magnetic) 40°C


In (A)	2 pole		3 pole		4 pole	
	Cat. No.	Ref.No.	Cat. No.	Ref.No.	Cat. No.	Ref.No.
	16A	FH2016DT	W611060	FH3016DT	W611073	FH4016DT
20A	FH2020DT	W611061	FH3020DT	W611074	FH4020DT	W611087
25A	FH2025DT	W611062	FH3025DT	W611075	FH4025DT	W611088
32A	FH2032DT	W611063	FH3032DT	W611076	FH4032DT	W611089
40A	FH2040DT	W611064	FH3040DT	W611077	FH4040DT	W611090
50A	FH2050DT	W611065	FH3050DT	W611078	FH4050DT	W611091
63A	FH2063DT	W611066	FH3063DT	W611079	FH4063DT	W611092
70A	FH2070DT	W611067	FH3070DT	W611080	FH4070DT	W611093
80A	FH2080DT	W611068	FH3080DT	W611081	FH4080DT	W611094
90A	FH2090DT	W611069	FH3090DT	W611082	FH4090DT	W611095
100A	FH2100DT	W611070	FH3100DT	W611083	FH4100DT	W611096
125A	FH2125DT	W611071	FH3125DT	W611084	FH4125DT	W611097
160A	FH2160DT	W611072	FH3160DT	W611085	FH4160DT	W611098

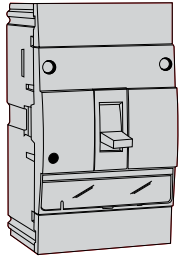
FI-Frame MCCB 25kA AT 415V (Adjustable Thermal & Magnetic) 40°C


In (A)	2 pole		3 pole		4 pole	
	Cat. No.	Ref.No.	Cat. No.	Ref.No.	Cat. No.	Ref.No.
16A	FI2016DTM	W611099	FI3016DTM	W611112	FI4016DTM	W611125
20A	FI2020DTM	W611100	FI3020DTM	W611113	FI4020DTM	W611126
25A	FI2025DTM	W611101	FI3025DTM	W611114	FI4025DTM	W611127
32A	FI2032DTM	W611102	FI3032DTM	W611115	FI4032DTM	W611128
40A	FI2040DTM	W611103	FI3040DTM	W611116	FI4040DTM	W611129
50A	FI2050DTM	W611104	FI3050DTM	W611117	FI4050DTM	W611130
63A	FI2063DTM	W611105	FI3063DTM	W611118	FI4063DTM	W611131
70A	FI2070DTM	W611106	FI3070DTM	W611119	FI4070DTM	W611132
80A	FI2080DTM	W611107	FI3080DTM	W611120	FI4080DTM	W611133
90A	FI2090DTM	W611108	FI3090DTM	W611121	FI4090DTM	W611134
100A	FI2100DTM	W611109	FI3100DTM	W611122	FI4100DTM	W611135
125A	FI2125DTM	W611110	FI3125DTM	W611123	FI4125DTM	W611136
160A	FI2160DTM	W611111	FI3160DTM	W611124	FI4160DTM	W611137

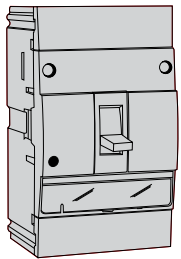
FS-Frame MCCB 36kA AT 415V (Adjustable Thermal & Magnetic) 40°C


In (A)	2 pole		3 pole		4 pole	
	Cat. No.	Ref.No.	Cat. No.	Ref.No.	Cat. No.	Ref.No.
16A	FS2016DTM	W611138	FS3016DTM	W611151	FS4016DTM	W611164
20A	FS2020DTM	W611139	FS3020DTM	W611152	FS4020DTM	W611165
25A	FS2025DTM	W611140	FS3025DTM	W611153	FS4025DTM	W611166
32A	FS2032DTM	W611141	FS3032DTM	W611154	FS4032DTM	W611167
40A	FS2040DTM	W611142	FS3040DTM	W611155	FS4040DTM	W611168
50A	FS2050DTM	W611143	FS3050DTM	W611156	FS4050DTM	W611169
63A	FS2063DTM	W611144	FS3063DTM	W611157	FS4063DTM	W611170
70A	FS2070DTM	W611145	FS3070DTM	W611158	FS4070DTM	W611171
80A	FS2080DTM	W611146	FS3080DTM	W611159	FS4080DTM	W611172
90A	FS2090DTM	W611147	FS3090DTM	W611160	FS4090DTM	W611173
100A	FS2100DTM	W611148	FS3100DTM	W611161	FS4100DTM	W611174
125A	FS2125DTM	W611149	FS3125DTM	W611162	FS4125DTM	W611175
160A	FS2160DTM	W611150	FS3160DTM	W611163	FS4160DTM	W611176

Frame Size F (16-160) Amperes


FH-Frame MCCB 50kA AT 415V (Adjustable Thermal & Magnetic) 40°C

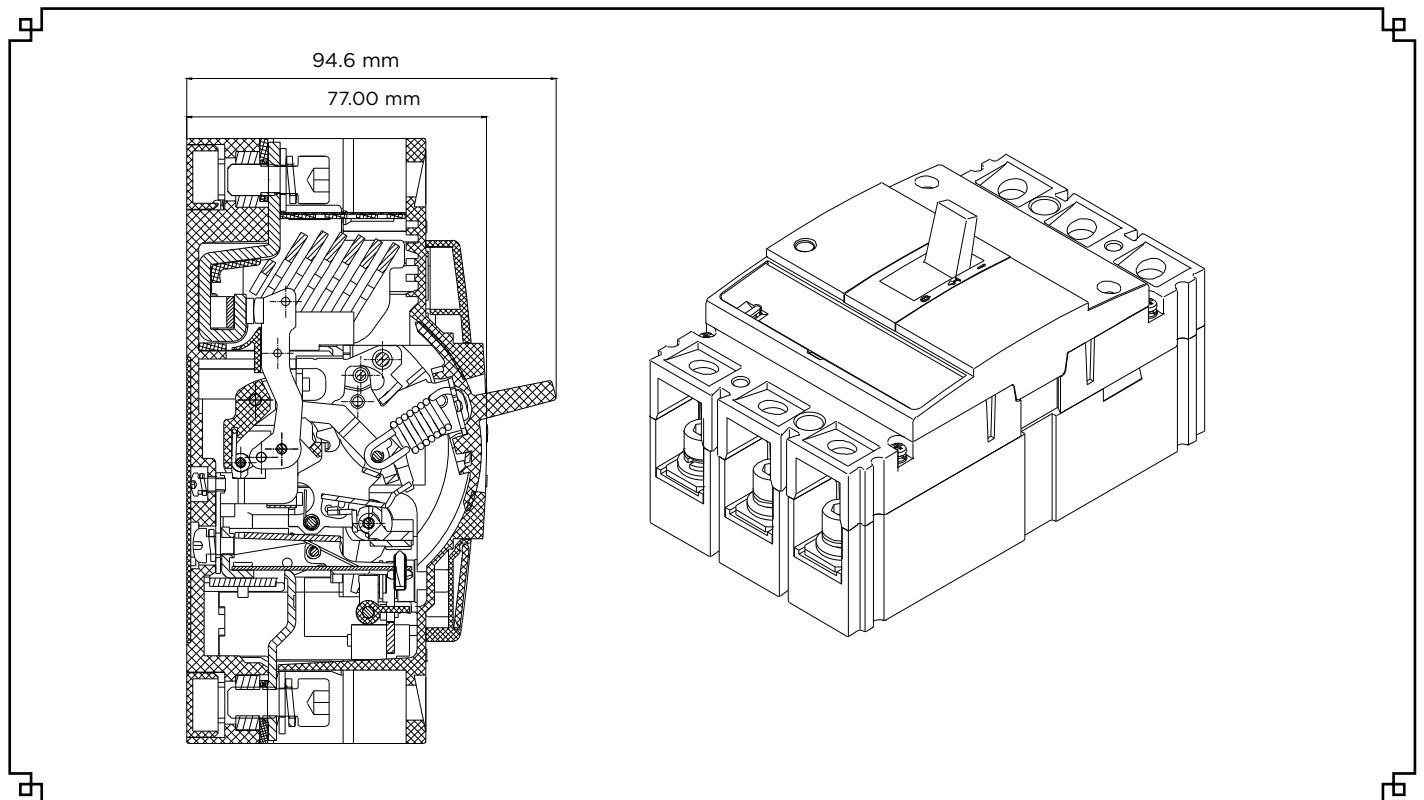
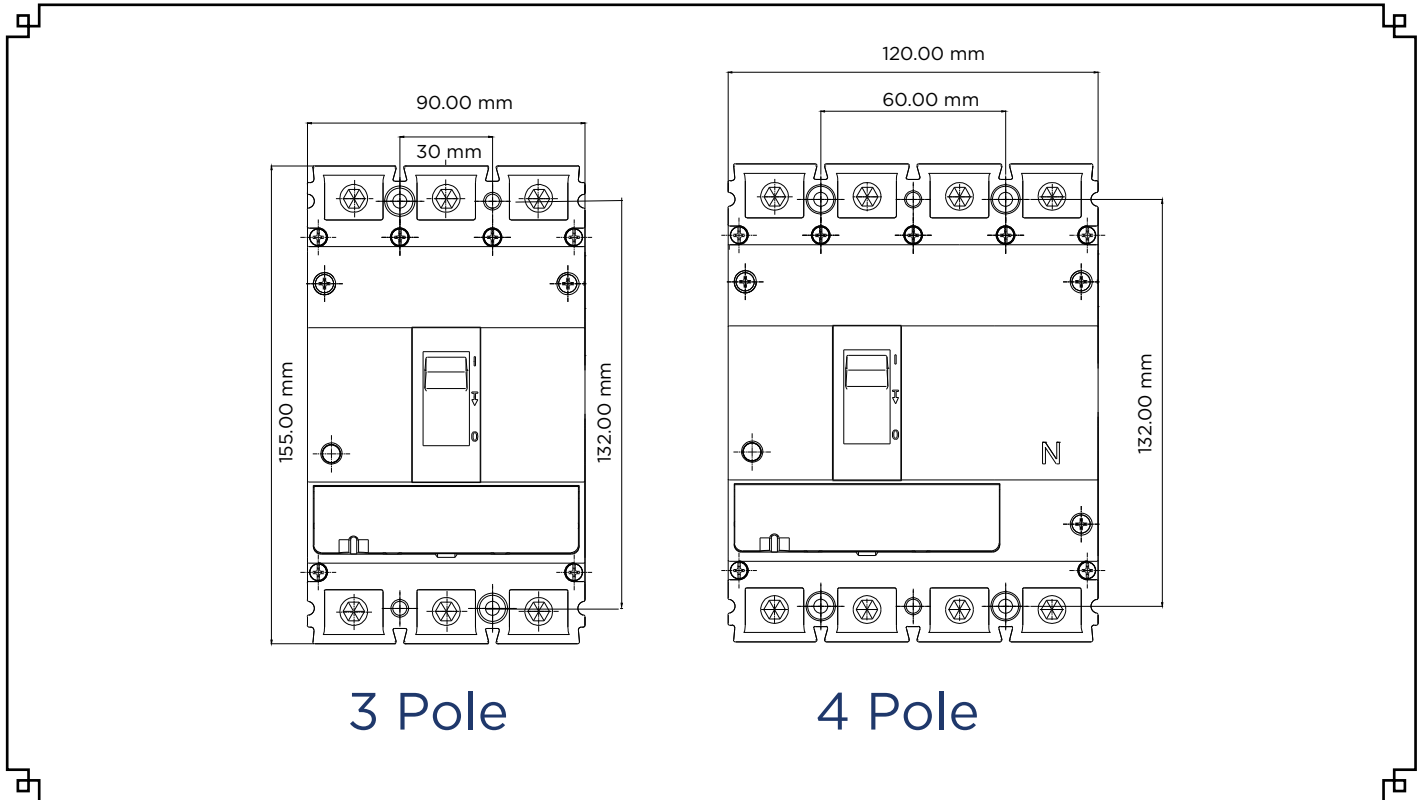
12.5	2 pole		3 pole		4 pole	
	Cat. No.	Ref.No.	Cat. No.	Ref.No.	Cat. No.	Ref.No.
16A	FH2016DTM	W611177	FH3016DTM	W611190	FH4016DTM	W611203
20A	FH2020DTM	W611178	FH3020DTM	W611191	FH4020DTM	W611204
25A	FH2025DTM	W611179	FH3025DTM	W611192	FH4025DTM	W611205
32A	FH2032DTM	W611180	FH3032DTM	W611193	FH4032DTM	W611206
40A	FH2040DTM	W611181	FH3040DTM	W611194	FH4040DTM	W611207
50A	FH2050DTM	W611182	FH3050DTM	W611195	FH4050DTM	W611208
63A	FH2063DTM	W611183	FH3063DTM	W611196	FH4063DTM	W611209
70A	FH2070DTM	W611184	FH3070DTM	W611197	FH4070DTM	W611210
80A	FH2080DTM	W611185	FH3080DTM	W611198	FH4080DTM	W611211
90A	FH2090DTM	W611186	FH3090DTM	W611199	FH4090DTM	W611212
100A	FH2100DTM	W611187	FH3100DTM	W611200	FH4100DTM	W611213
125A	FH2125DTM	W611188	FH3125DTM	W611201	FH4125DTM	W611214
160A	FH2160DTM	W611189	FH3160DTM	W611202	FH4160DTM	W611215

FIY (Non Automatic Circuit Breaker) 40°C


In (A)	2 pole		3 pole		4 pole	
	Cat. No.	Ref.No.	Cat. No.	Ref.No.	Cat. No.	Ref.No.
16A	FIY2016D	W611216	FIY3016D	W611229	FIY4016D	W611242
20A	FIY2020D	W611217	FIY3020D	W611230	FIY4020D	W611243
25A	FIY2025D	W611218	FIY3025D	W611231	FIY4025D	W611244
32A	FIY2032D	W611219	FIY3032D	W611232	FIY4032D	W611245
40A	FIY2040D	W611220	FIY3040D	W611233	FIY4040D	W611246
50A	FIY2050D	W611221	FIY3050D	W611234	FIY4050D	W611247
63A	FIY2063D	W611222	FIY3063D	W611235	FIY4063D	W611248
70A	FIY2070D	W611223	FIY3070D	W611236	FIY4070D	W611249
80A	FIY2080D	W611224	FIY3080D	W611237	FIY4080D	W611250
90A	FIY2090D	W611225	FIY3090D	W611238	FIY4090D	W611251
100A	FIY2100D	W611226	FIY3100D	W611239	FIY4100D	W611252
125A	FIY2125D	W611227	FIY3125D	W611240	FIY4125D	W611253
160A	FIY2160D	W611228	FIY3160D	W611241	FIY4160D	W611254

Frame Size F (16-160) Amperes

Drawing



1
Moulded Case Circuit Breakers

Frame Size J (100-250) Amperes



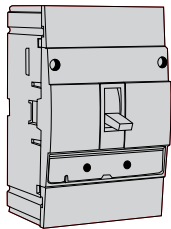
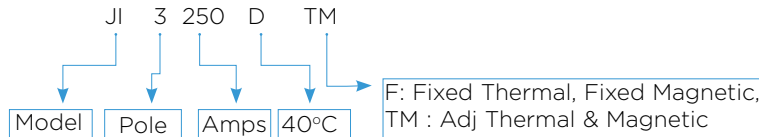
Product description:

Complying to IEC 60947-2,
Maximum continuous Ampere rating at 40°C Voltage 240/415V,
Frequency 50/60Hz

Ue Maximum	415V
Icu	25/36/50 kA
Ics	25/36/50 kA
Ui	800V
Uimp	8kV

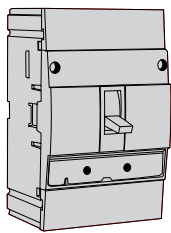
Dimension:	H	W	D	Weight Kgs.
3Pole	165	105	87	1.5
4Pole		140		2.0

Marking



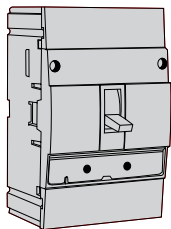
JI-Frame MCCB 25 kA AT 415V (Fixed Thermal & Magnetic) 40°C

25 kA	In (A)	3 pole		4 pole	
		Cat. No.	Ref.No.	Cat. No.	Ref.No.
		100A	JI3100DF	W611255	JI4100DF
125A	JI3125DF	W611256	JI4125DF	W611261	
160A	JI3160DF	W611257	JI4160DF	W611262	
200A	JI3200DF	W611258	JI4200DF	W611263	
250A	JI3250DF	W611259	JI4250DF	W611264	



JI-Frame MCCB 25 kA AT 415V (Adjustable Thermal & Magnetic) 40°C

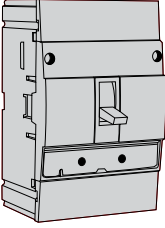
25 kA	In (A)	3 pole		4 pole	
		Cat. No.	Ref.No.	Cat. No.	Ref.No.
		100A	JI3100DTM	W611265	JI4100DTM
125A	JI3125DTM	W611266	JI4125DTM	W611271	
160A	JI3160DTM	W611267	JI4160DTM	W611272	
200A	JI3200DTM	W611268	JI4200DTM	W611273	
250A	JI3250DTM	W611269	JI4250DTM	W611274	

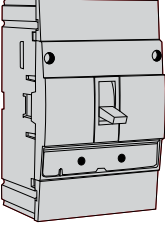


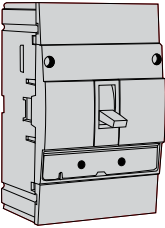
JS-Frame MCCB 36 kA AT 415V (Fixed Thermal & Magnetic) 40°C

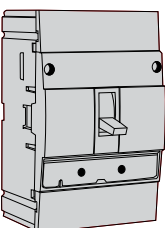
36 kA	In (A)	3 pole		4 pole	
		Cat. No.	Ref.No.	Cat. No.	Ref.No.
		100A	JS3100DF	W611275	JS4100DF
125A	JS3125DF	W611276	JS4125DF	W611281	
160A	JS3160DF	W611277	JS4160DF	W611282	
200A	JS3200DF	W611278	JS4200DF	W611283	
250A	JS3250DF	W611279	JS4250DF	W611284	

Frame Size J (100-250) Amperes

JS-Frame MCCB 36 kA AT 415V (Adjustable Thermal & Magnetic) 40°C					
36 kA	In (A)	3 pole		4 pole	
		Cat. No.	Ref.No.	Cat. No.	Ref.No.
	100A	JS3100DTM	W611285	JS4100DTM	W611290
	125A	JS3125DTM	W611286	JS4125DTM	W611291
	160A	JS3160DTM	W611287	JS4160DTM	W611292
	200A	JS3200DTM	W611288	JS4200DTM	W611293
	250A	JS3250DTM	W611289	JS4250DTM	W611294

JH-Frame MCCB 50 kA AT 415V (Fixed Thermal & Magnetic) 40°C					
50 kA	In (A)	3 pole		4 pole	
		Cat. No.	Ref.No.	Cat. No.	Ref.No.
	100A	JH3100DF	W611295	JH4100DF	W611300
	125A	JH3125DF	W611296	JH4125DF	W611301
	160A	JH3160DF	W611297	JH4160DF	W611302
	200A	JH3200DF	W611298	JH4200DF	W611303
	250A	JH3250DF	W611299	JH4250DF	W611304

JH-Frame MCCB 50 kA AT 415V (Adjustable Thermal & Magnetic) 40°C					
50 kA	In (A)	3 pole		4 pole	
		Cat. No.	Ref.No.	Cat. No.	Ref.No.
	100A	JH3100DTM	W611305	JH4100DTM	W611310
	125A	JH3125DTM	W611306	JH4125DTM	W611311
	160A	JH3160DTM	W611307	JH4160DTM	W611312
	200A	JH3200DTM	W611308	JH4200DTM	W611313
	250A	JH3250DTM	W611309	JH4250DTM	W611314

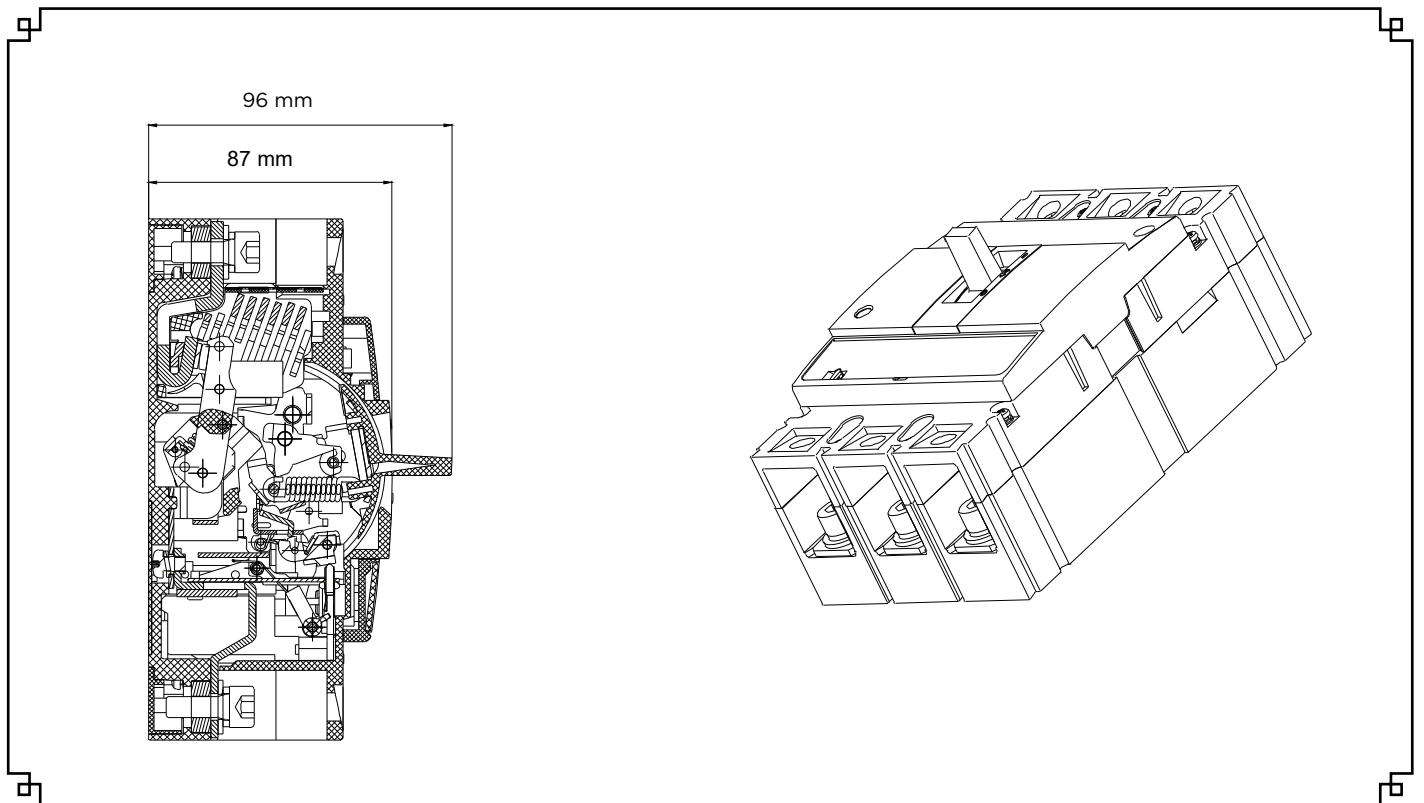
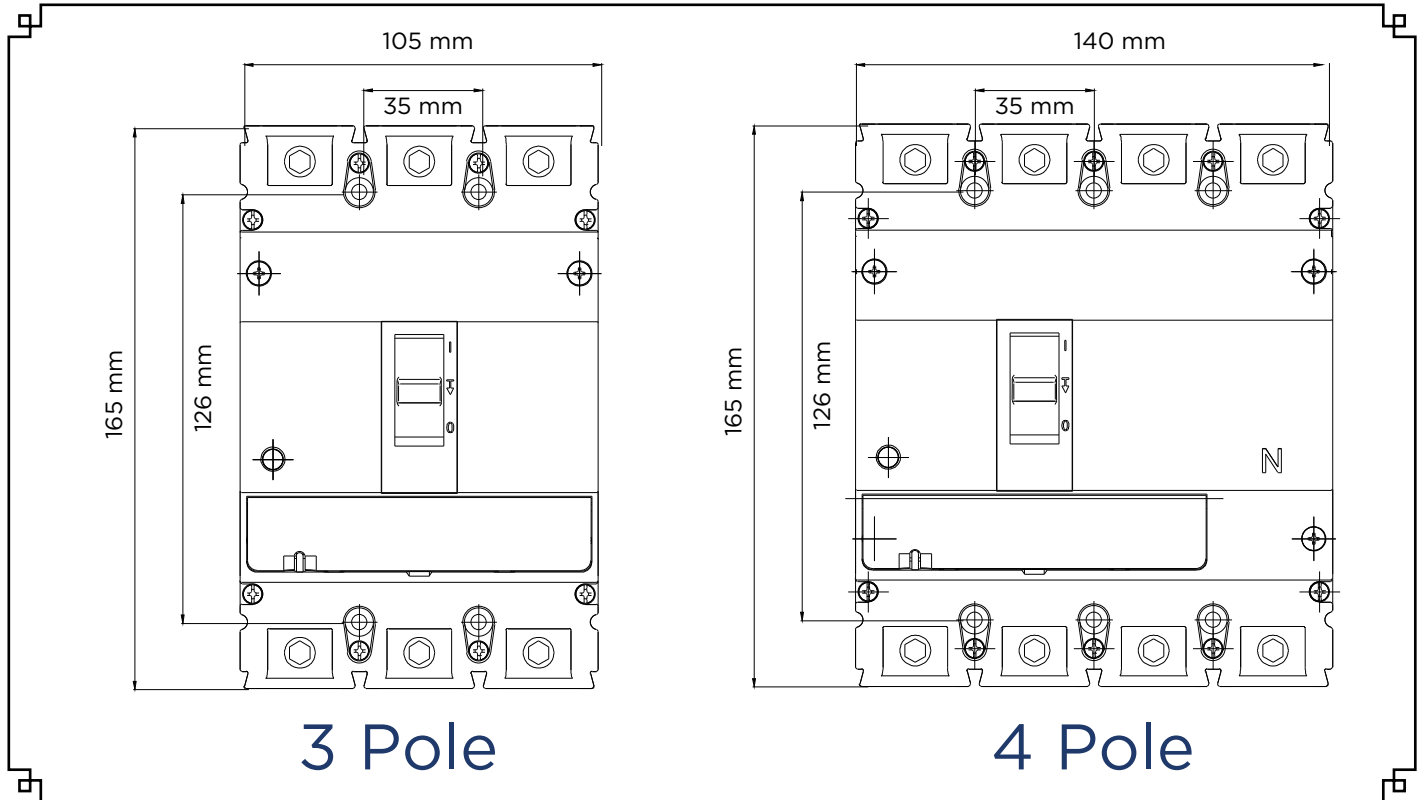
JIY-Frame MCCB (Non-Automatic) 40°C					
50 kA	In (A)	3 pole		4 pole	
		Cat. No.	Ref.No.	Cat. No.	Ref.No.
	100A	JIY3100D	W611315	JIY4100D	W611320
	125A	JIY3125D	W611316	JIY4125D	W611321
	160A	JIY3160D	W611317	JIY4160D	W611322
	200A	JIY3200D	W611318	JIY4200D	W611323
	250A	JIY3250D	W611319	JIY4250D	W611324

Frame Size J (100-250) Amperes

Drawing

1

Moulded Case Circuit Breakers



Frame Size K (300-400) Amperes



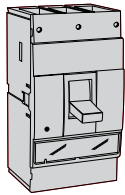
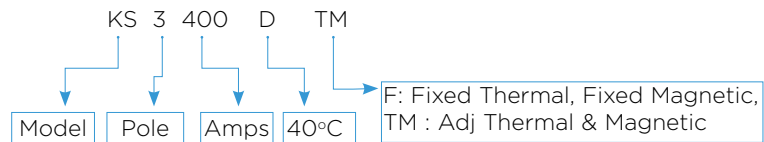
Product description:

Complying to IEC 60947-2,
Maximum continuous Ampere rating at 40°C Voltage 240/415V,
Frequency 50/60Hz

Ue Maximum	415V
Icu	25/36/50 kA
Ics	25/36/50 kA
Ui	1000V
Uimp	12kV

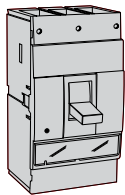
Dimension:	H	W	D	Weight Kgs.
3Pole	257	140	111.7	5.7
4Pole		185		7.5

Marking
CE



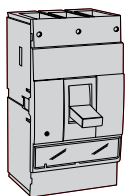
KI - Frame MCCB 25kA AT 415V (Fixed Thermal & Magnetic) 40°C

In (A)	3 pole		4 pole	
	Cat. No.	Ref.No.	Cat. No.	Ref.No.
300A	KI3300DF	W611325	KI4300DF	W611329
320A	KI3320DF	W611326	KI4320DF	W611330
350A	KI3350DF	W611327	KI4350DF	W611331
400A	KI3400DF	W611328	KI4400DF	W611332



KS - Frame MCCB 36kA AT 415V (Fixed Thermal & Magnetic) 40°C

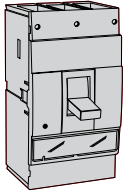
In (A)	3 pole		4 pole	
	Cat. No.	Ref.No.	Cat. No.	Ref.No.
300A	KS3300DF	W611333	KS4300DF	W611337
320A	KS3320DF	W611334	KS4320DF	W611338
350A	KS3350DF	W611335	KS4350DF	W611339
400A	KS3400DF	W611336	KS4400DF	W611340



KS - Frame MCCB 36kA AT 415V (Adjustable Thermal & Magnetic) 40°C

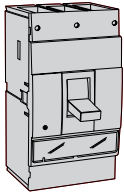
In (A)	3 pole		4 pole	
	Cat. No.	Ref.No.	Cat. No.	Ref.No.
300A	KS3300DTM	W611341	KS4300DTM	W611345
320A	KS3320DTM	W611342	KS4320DTM	W611346
350A	KS3350DTM	W611343	KS4350DTM	W611347
400A	KS3400DTM	W611344	KS4400DTM	W611348

Frame Size K (300-400) Amperes



KH - Frame MCCB 50kA AT 415V (Adjustable Thermal & Magnetic) 40°C

50 kA	In (A)	3 pole		4 pole	
		Cat. No.	Ref.No.	Cat. No.	Ref.No.
		300A	KH3300DTM	W611349	KH4300DTM
320A	KH3320DTM	W611350	KH4320DTM	W611354	
350A	KH3350DTM	W611351	KH4350DTM	W611355	
400A	KH3400DTM	W611352	KH4400DTM	W611356	

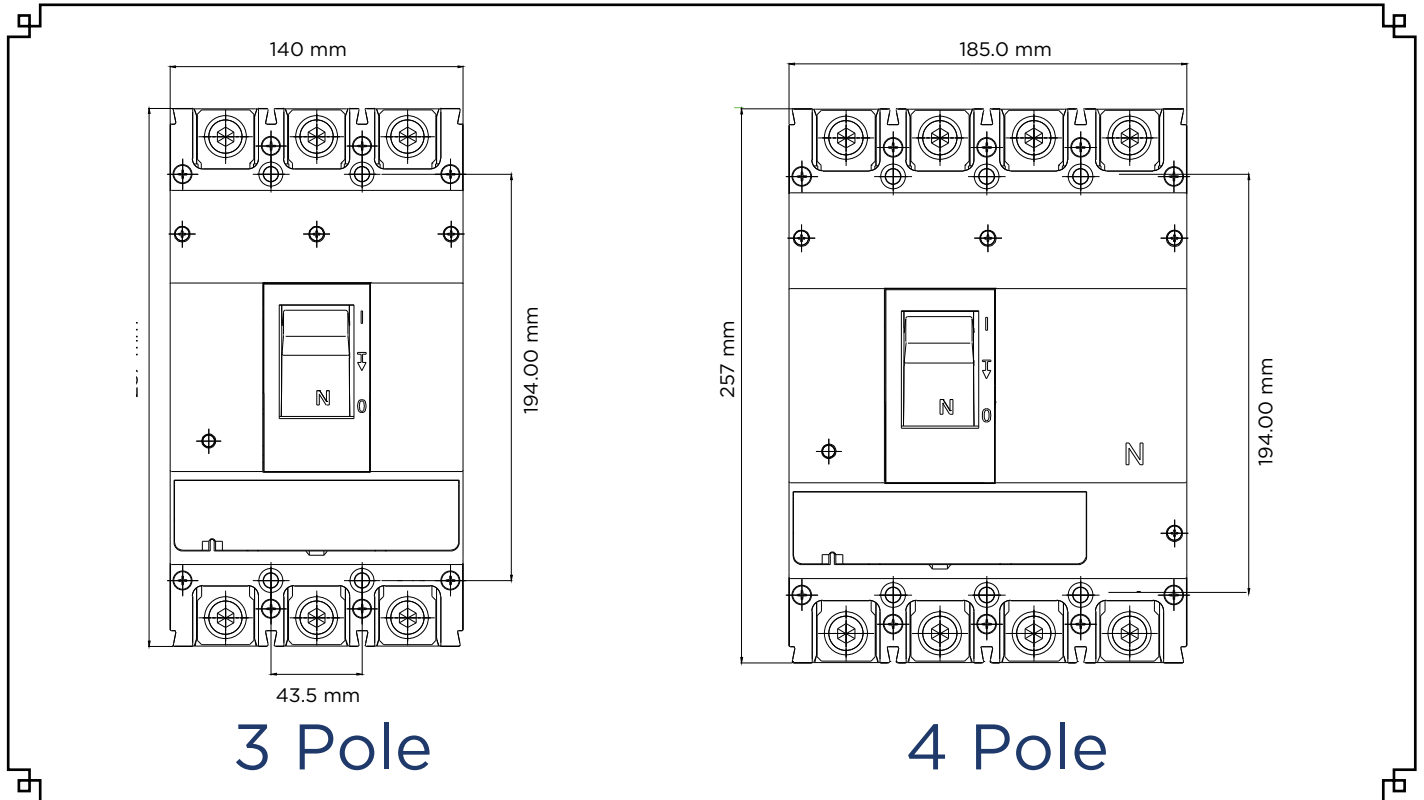


KSY - Frame MCCB (Non-Automatic) 40°C

	In (A)	3 pole		4 pole	
		Cat. No.	Ref.No.	Cat. No.	Ref.No.
		300A	KSY3300D	W611357	KSY4300D
320A	KSY3320D	W611358	KSY4320D	W611362	
350A	KSY3350D	W611359	KSY4350D	W611363	
400A	KSY3400D	W611360	KSY4400D	W611364	

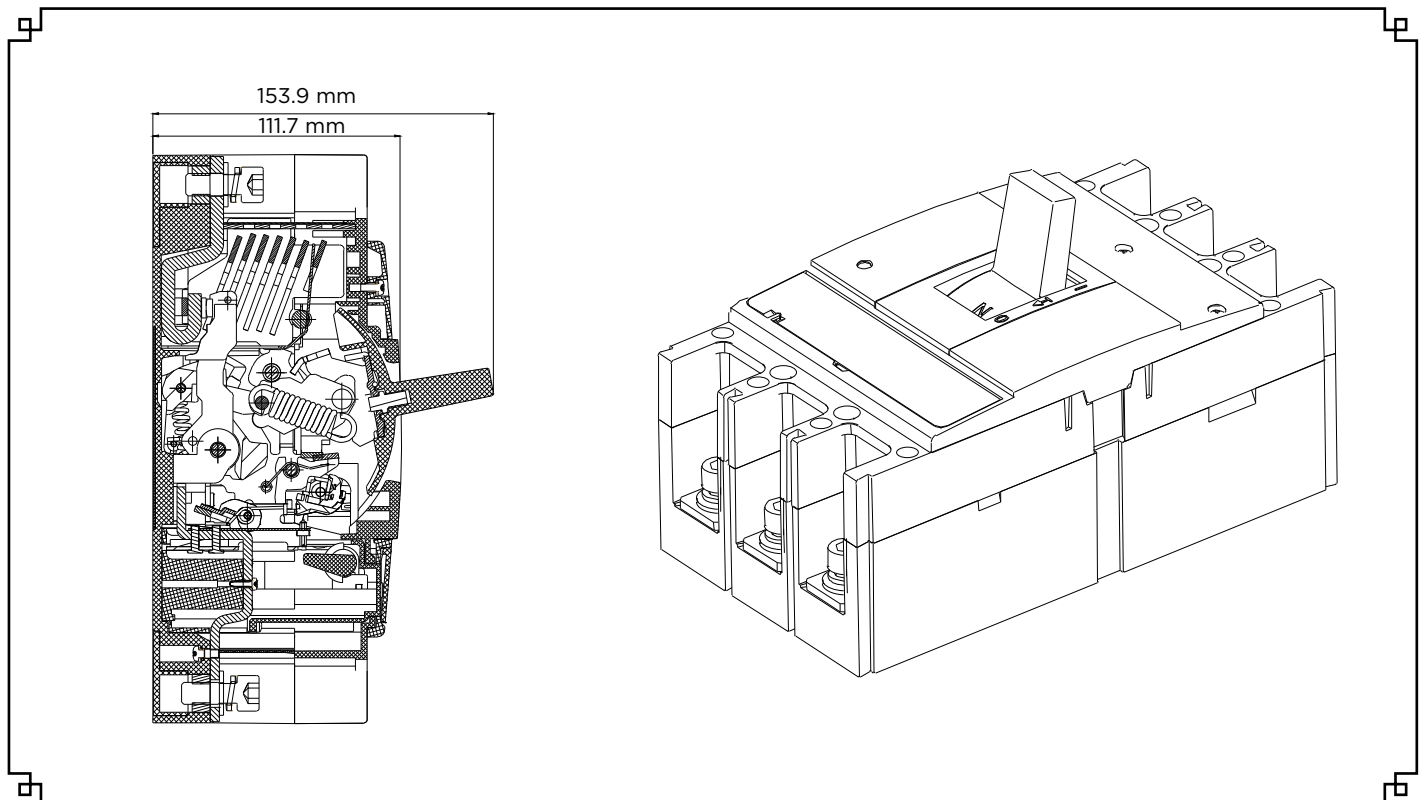
Frame Size K (300-400) Amperes

Drawing



3 Pole

4 Pole



1
Moulded Case Circuit Breakers

Frame Size K (500-630) Amperes



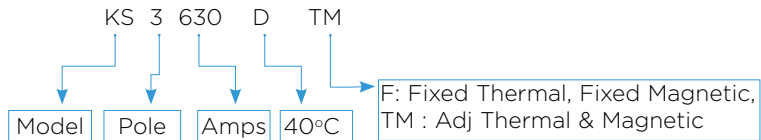
Product description:

Complying to IEC 60947-2,
Maximum continuous Ampere rating at 40°C Voltage 240/415V,
Frequency 50/60Hz

Ue Maximum	415V
Icu	25/36/50 kA
Ics	25/36/50 kA
Ui	1000V
Uimp	12kV

Dimension:	H	W	D	Weight Kgs.
3Pole	257	140	111.7	5.7
4Pole		185		7.5

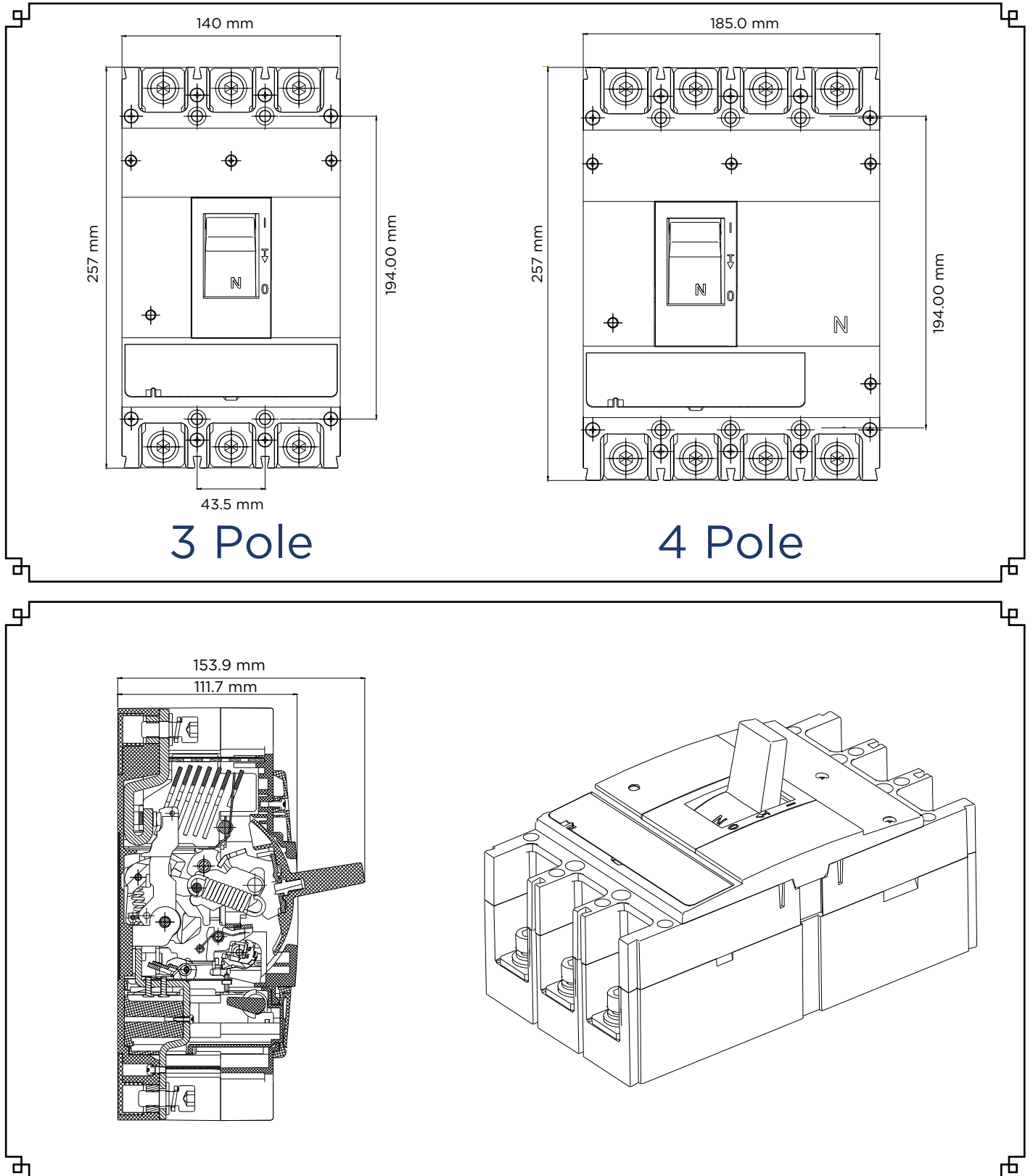
Marking
CE



	KI - Frame MCCB 25kA AT 415V (Fixed Thermal & Magnetic) 40°C					
	25 kA	In (A)	3 pole		4 pole	
			Cat. No.	Ref.No.	Cat. No.	Ref.No.
		500A	KI3500DF	W611365	KI4500DF	W611367
630A	KI3630DF	W611366	KI4630DF	W611368		
	KS - Frame MCCB 36kA AT 415V (Fixed Thermal & Magnetic) 40°C					
	36 kA	In (A)	3 pole		4 pole	
			Cat. No.	Ref.No.	Cat. No.	Ref.No.
		500A	KS3500DF	W611369	KS4500DF	W611371
630A	KS3630DF	W611370	KS4630DF	W611372		
	KS - Frame MCCB 36kA AT 415V (Adjustable Thermal & Magnetic) 40°C					
	36 kA	In (A)	3 pole		4 pole	
			Cat. No.	Ref.No.	Cat. No.	Ref.No.
		500A	KS3500DTM	W611373	KS4500DTM	W611375
630A	KS3630DTM	W611374	KS4630DTM	W611376		
	KH - Frame MCCB 50kA AT 415V (Adjustable Thermal & Magnetic) 40°C					
	50 kA	In (A)	3 pole		4 pole	
			Cat. No.	Ref.No.	Cat. No.	Ref.No.
		500A	KH3500DTM	W611377	KH4500DTM	W611379
630A	KH3630DTM	W611378	KH4630DTM	W611380		
	KSY - Frame MCCB (Non-Automatic) 40°C					
	In (A)	3 pole		4 pole		
		Cat. No.	Ref.No.	Cat. No.	Ref.No.	
		500A	KSY3500D	W611381	KSY4500D	W611383
630A	KSY3630D	W611382	KSY4630D	W611384		

Frame Size K (500-630) Amperes

Drawing



1

Moulded Case Circuit Breakers

Frame Size L (500-800) Amperes



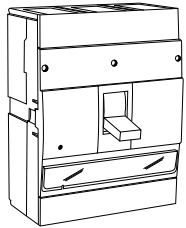
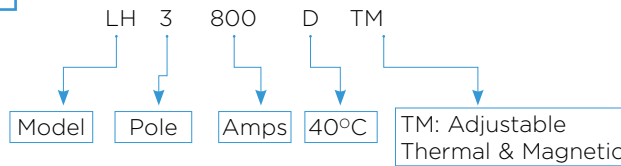
Product description:

Complying to IEC 60947-2,
 Maximum continuous Ampere rating at 40°C Voltage 240/415V,
 Frequency 50/60Hz

Ue Maximum	415V
Icu	70 kA
Ics	50 kA
Ui	1000V
Uimp	12kV

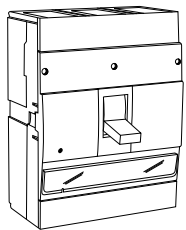
Dimension:	H	W	D	Weight Kgs.
3Pole	275	210	114	9.5
4Pole		280		12.5

Marking



LH - Frame MCCB 70/50kA AT 415V (Adjustable Thermal & Magnetic) 40°C

70/50 kA	In (A)	3 pole		4 pole	
		Cat. No.	Ref.No.	Cat. No.	Ref.No.
	500A	LH3500DTM	W611385	LH4500DTM	W611388
	630A	LH3630DTM	W611386	LH4630DTM	W611389
	800A	LH3800DTM	W611387	LH4800DTM	W611390

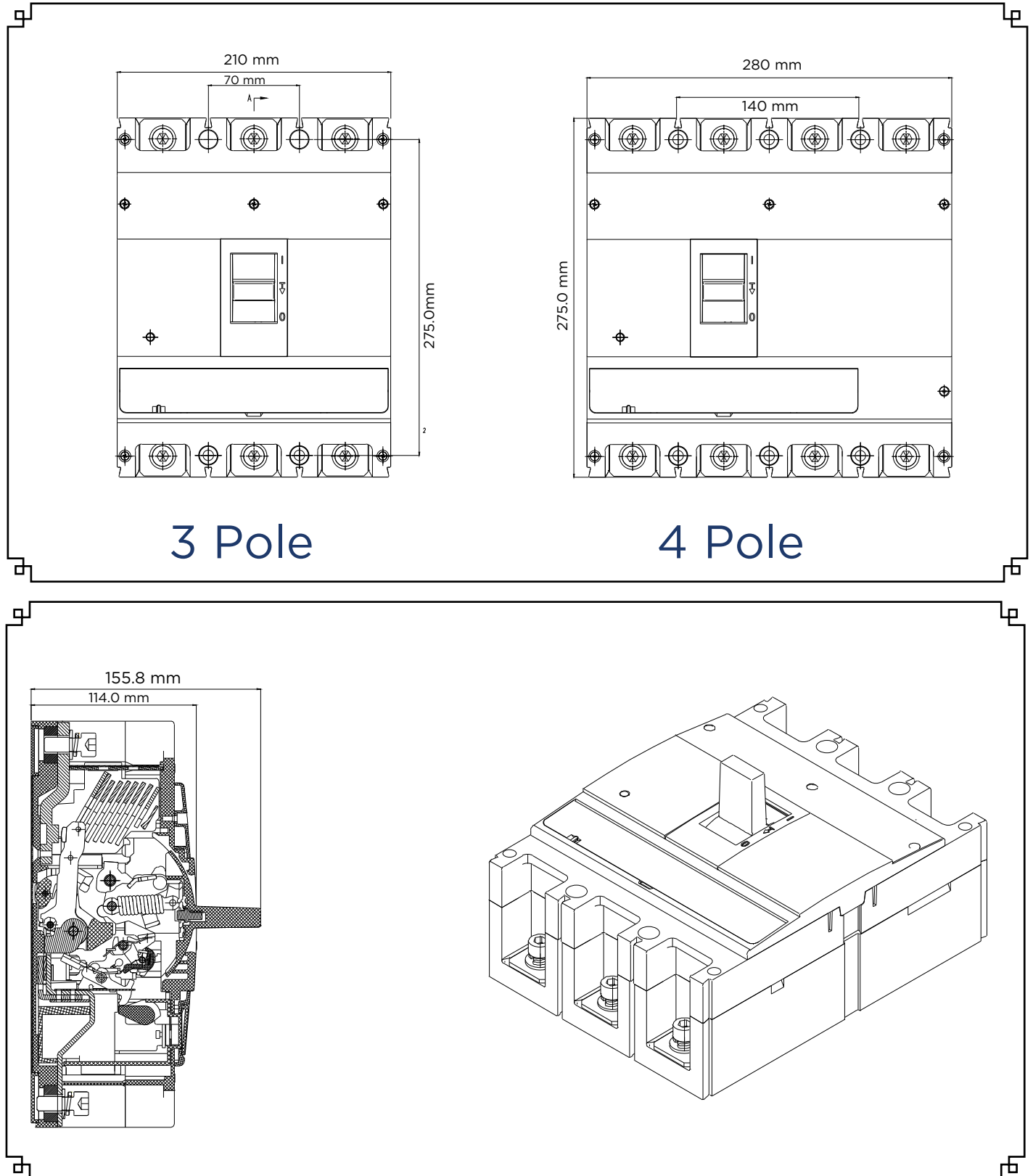


LHY - Frame MCCB (Non-Automatic) 40°C

	In (A)	3 pole		4 pole	
		Cat. No.	Ref.No.	Cat. No.	Ref.No.
	500A	LHY3500D	W611391	LHY4500D	W611394
	630A	LHY3630D	W611392	LHY4630D	W611395
	800A	LHY3800D	W611393	LHY4800D	W611396

Frame Size L (500-800) Amperes

Drawing



1
Moulded Case Circuit Breakers

Frame Size N (1000-1250) Amperes

1



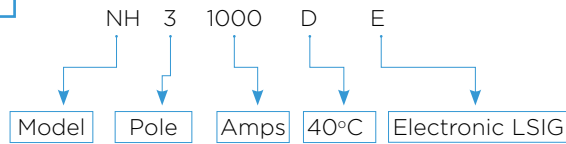
Product description:

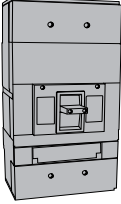
Complying to IEC 60947-2,
 Maximum continuous Ampere rating at 40°C Voltage 240/415V,
 Frequency 50/60Hz

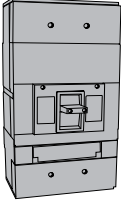
Ue Maximum	415V
Icu	70 kA
Ics	50 kA
Ui	1000V
Uimp	12kV

Dimension:	H	W	D	Weight Kgs.
3Pole	406	210	140	21.3
4Pole		280		28.3

Marking

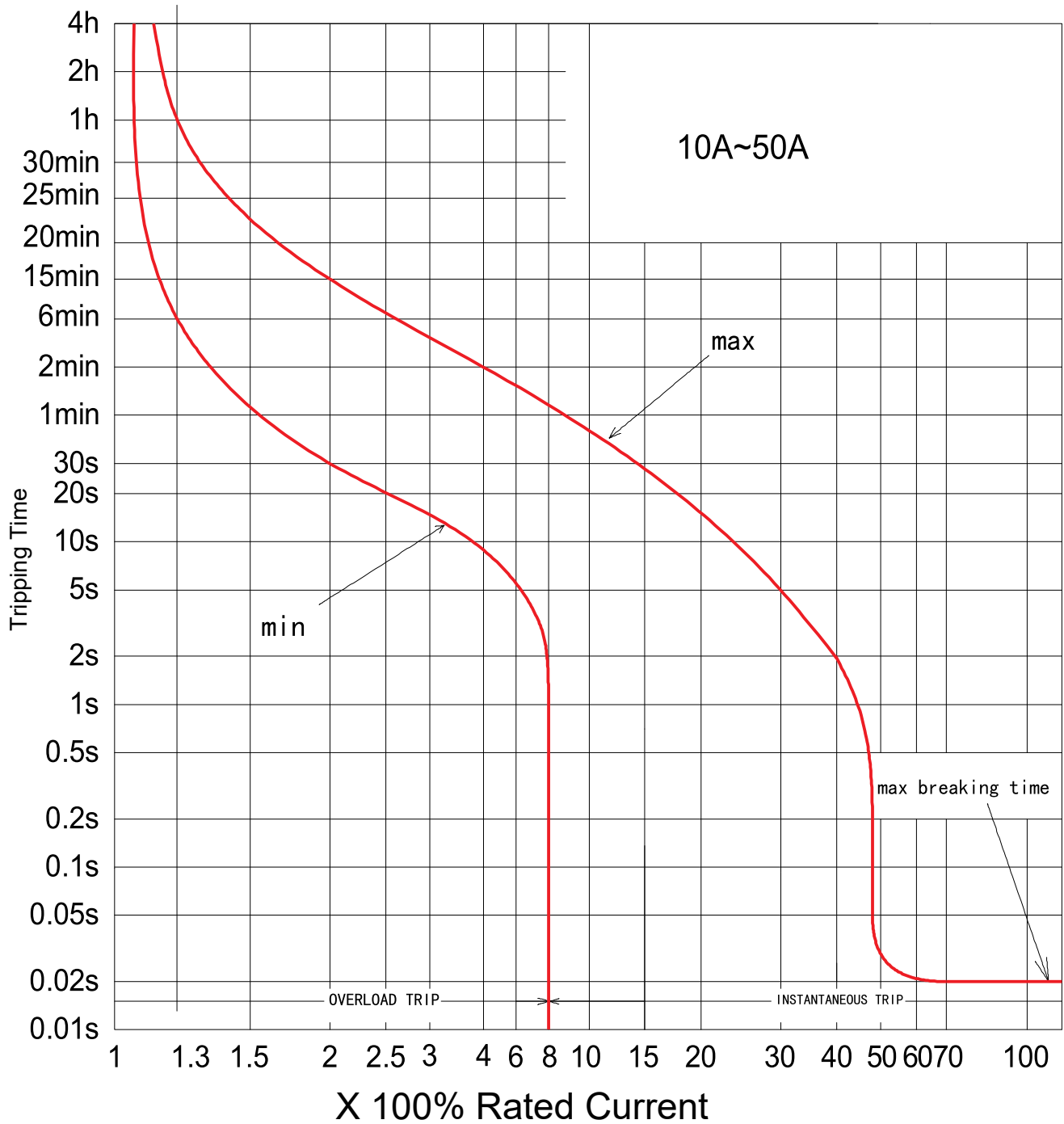


	NH - Frame MCCB 70/50kA AT 415V (Adjustable - LSIG) 40°C					
	70/50 kA	In (A)	3 pole		4 pole	
			Cat. No.	Ref.No.	Cat. No.	Ref.No.
	1000A	NH31000ED	W611397	NH41000ED	W611400	
	1250A	NH31250ED	W611398	NH41250ED	W611401	

	NHY - Frame MCCB (Non-Automatic) 40°C					
		In (A)	3 pole		4 pole	
			Cat. No.	Ref.No.	Cat. No.	Ref.No.
	1000A	NHY31000D	W611403	NHY41000D	W611406	
	1250A	NHY31250D	W611404	NHY41250D	W611407	

Time Current Curve 40°C

GD, GI, GS MOULDED CASE CIRCUIT BREAKER 10-50A



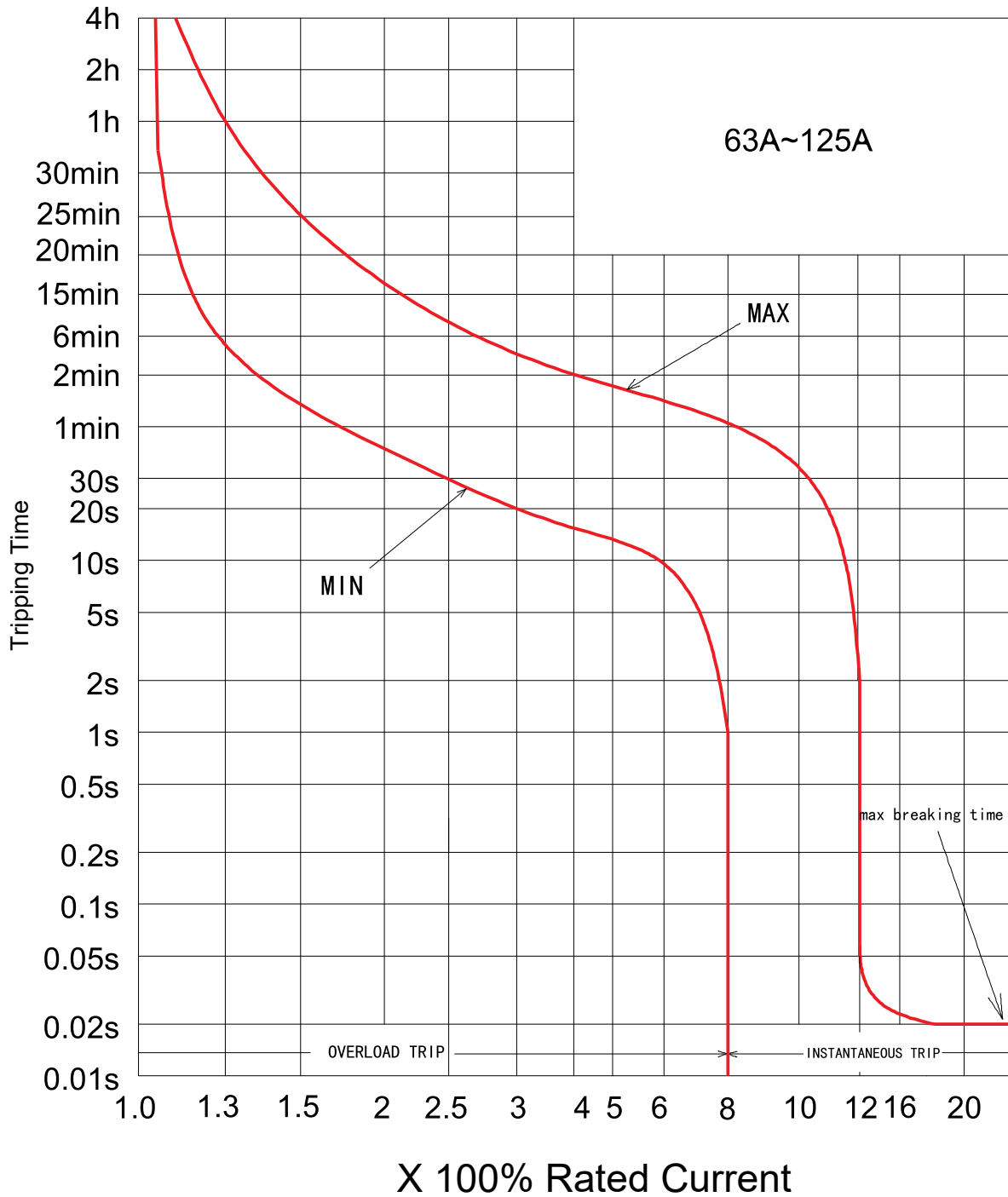
Instantaneous Trip Current
600A±200A(AC)

Time Current Curve 40°C

GD, GI, GS MOULDED CASE CIRCUIT BREAKER 63-125A

1

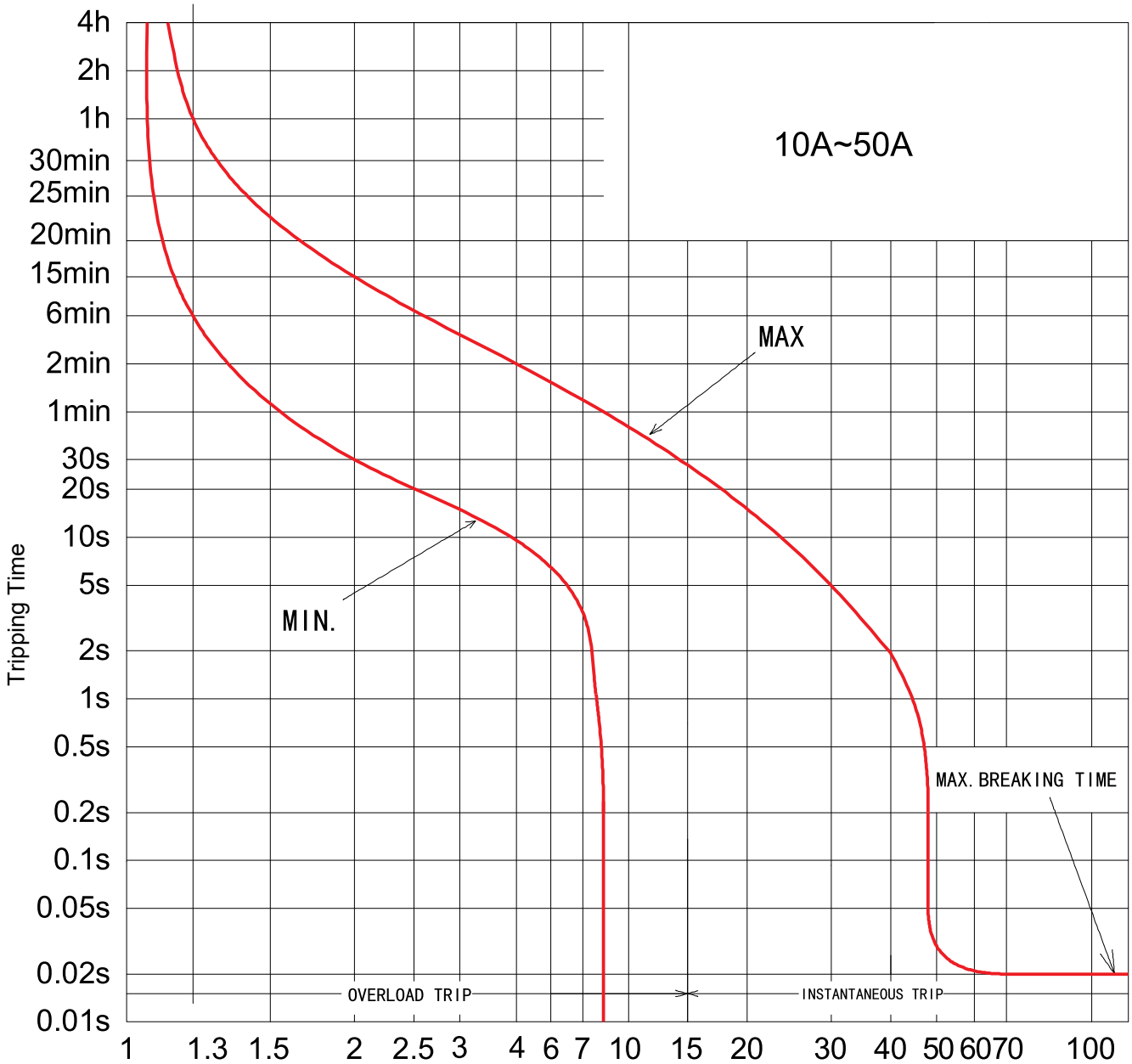
Moulded Case Circuit Breakers



Instantaneous Trip Current
600A±200A(AC)

Time Current Curve 40°C

FI,FS, FH MOULDED CASE CIRCUIT BREAKER 10-50A

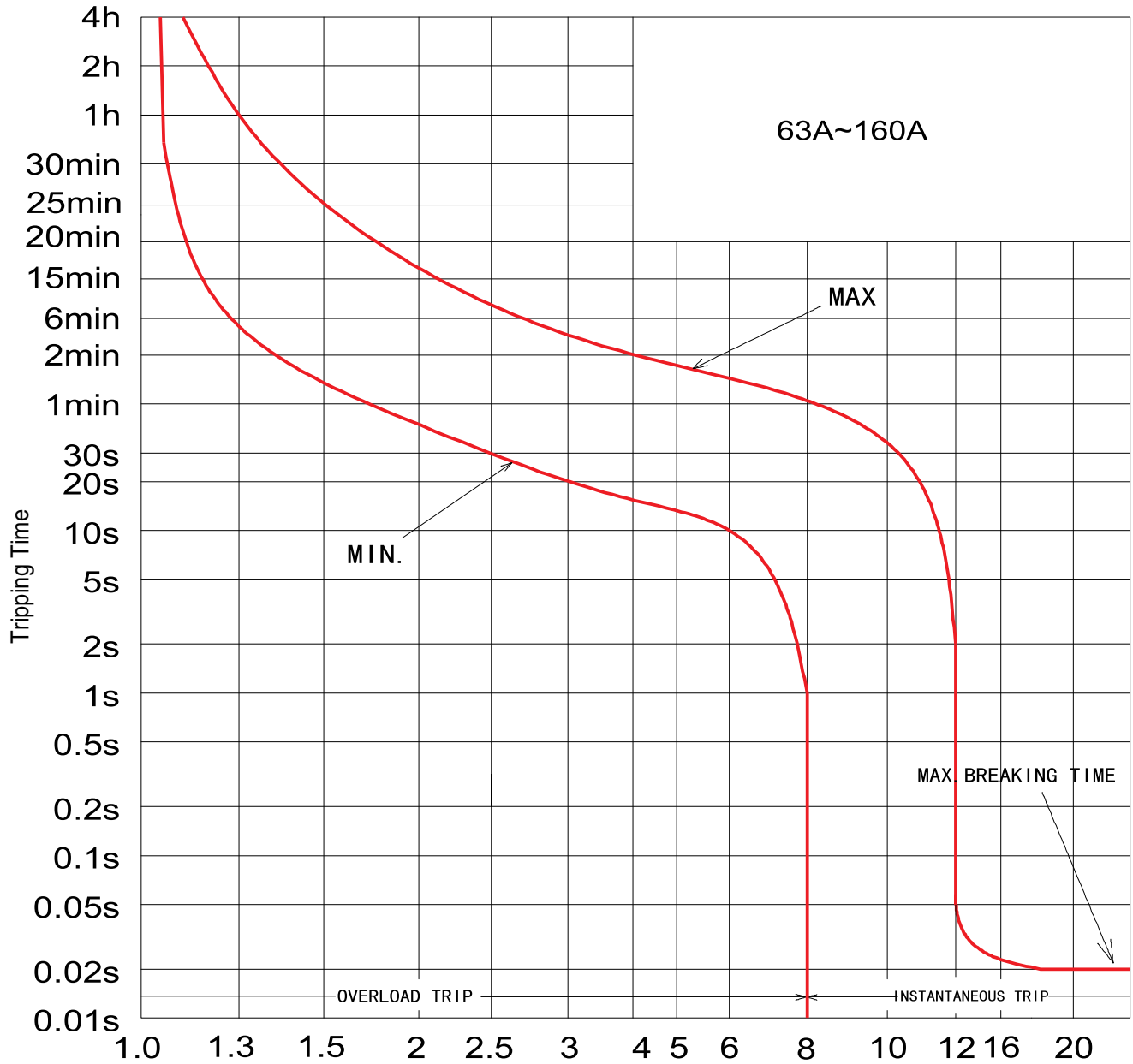


X 100% Rated Current

Instantaneous Trip Current
600A±120A(AC)

Time Current Curve 40°C

FI,FS, FH MOULDED CASE CIRCUIT BREAKER 63-160A

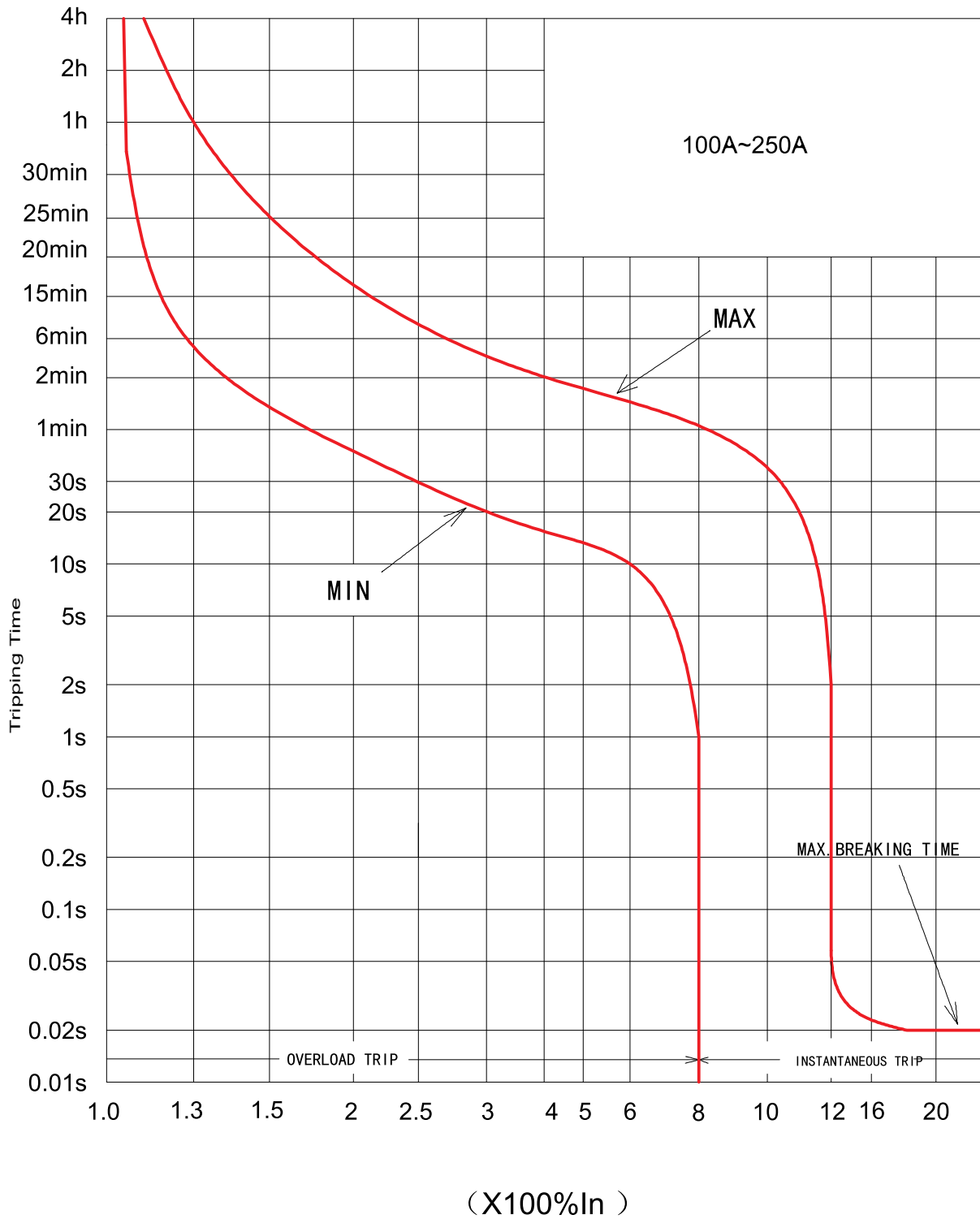


X 100% Rated Current

Instantaneous Trip Current
600A±120A(AC)

Time Current Curve 40°C

JS, JH MOULDED CASE CIRCUIT BREAKER 100-250A

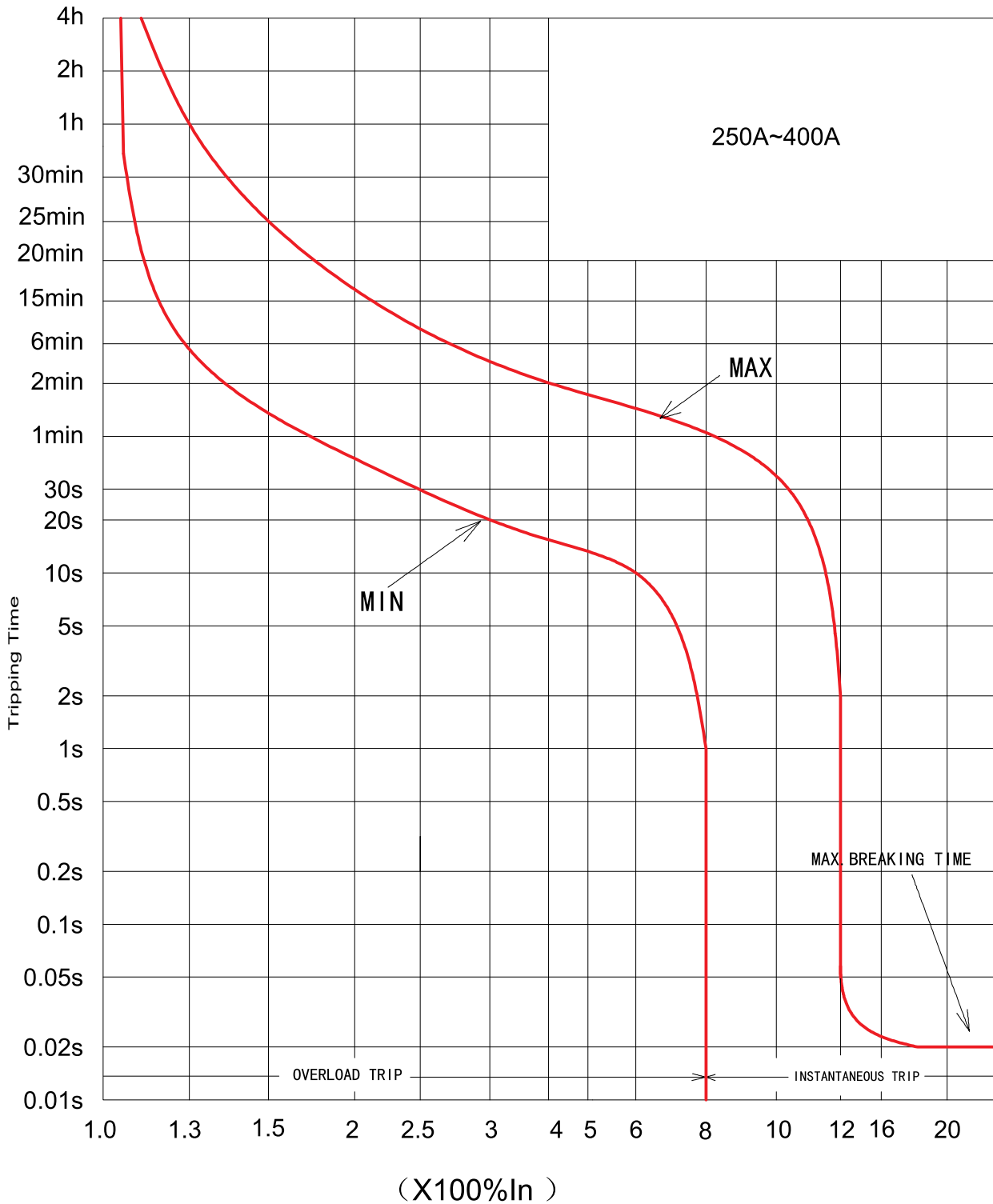


Time Current Curve 40°C

KI,KS,KH MOULDED CASE CIRCUIT BREAKER 315-400A

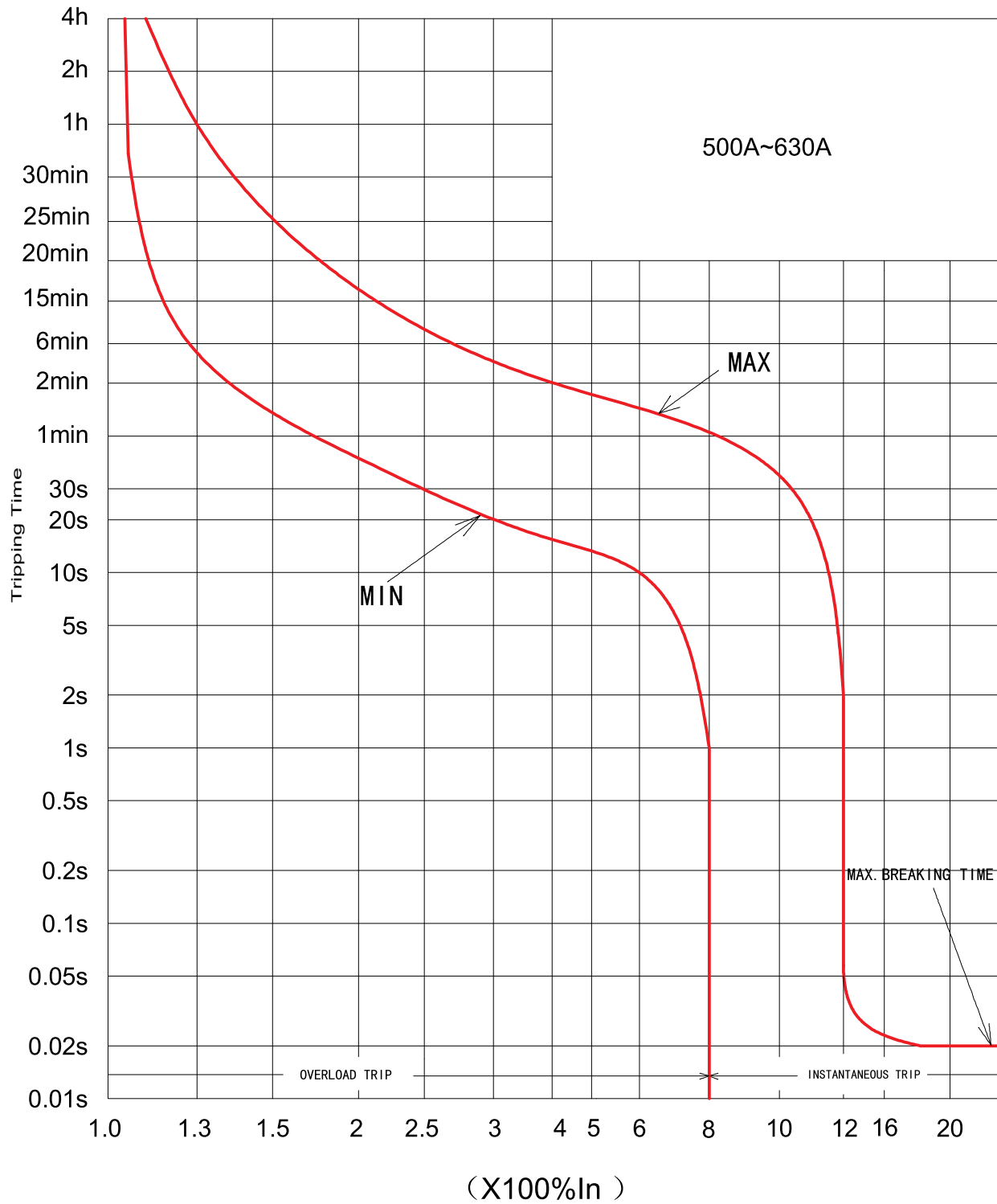
1

Moulded Case Circuit Breakers



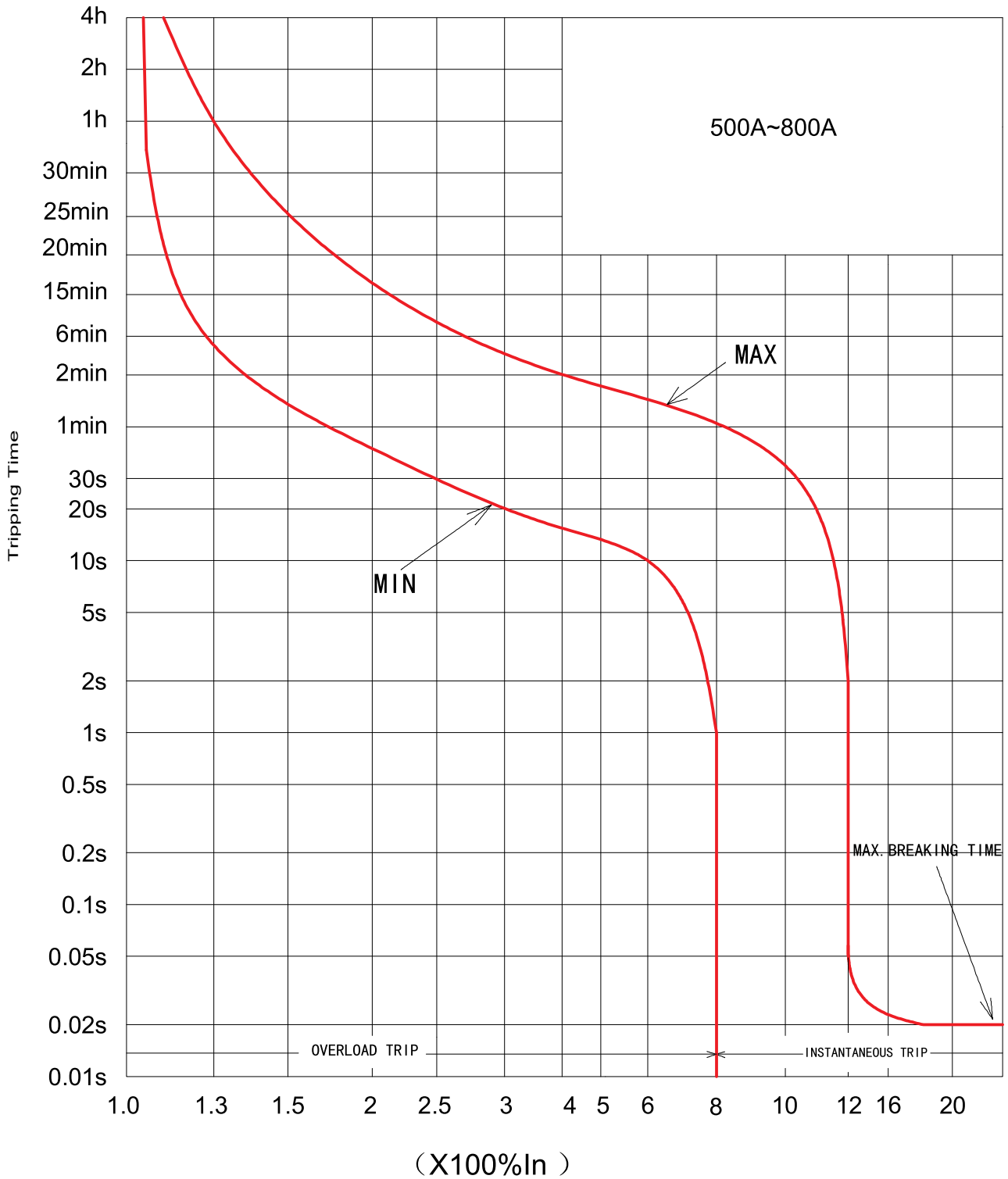
Time Current Curve 40°C

KI, KS, KH MOULDED CASE CIRCUIT BREAKER 500-630A



Time Current Curve 40°C

LH MOULDED CASE CIRCUIT BREAKER 500-800A




MCCB Accessories

Accessories		Frame					
		G-Frame	F-Frame	J-Frame	K-Frame	L-Frame	N-Frame
Auxiliary Switch (1NO+1NC Changeover contact) 		W606421	W606422	W606423	W606424	W606425	W606426
Auxiliary Switch 2Nos (1NO+1NC) Changeover contact) 		W608197	W608198	W608199	W608200	W608201	W608202
Auxiliary Switch + Alarm Lockout (1NO+1NC Changeover contact) 		W602676	W602685	W602694	W602703	W602712	W602721
Alarm Switch (1NO) 		W611607	W611608	W611609	W611610	W611611	W611612
Shunt Trip - Standard  	24 VDC	W602679	W602688	W602697	W602706	W602715	W602724
	48 VDC	W602680	W602689	W602698	W602707	W602716	W602725
	120 VAC	W602677	W602686	W602695	W602704	W602713	W602722
	240 VAC	W602678	W602687	W602696	W602705	W602714	W602723
	380 VAC	W605588	W605589	W605590	W605591	W605592	W605593
Undervoltage Release Mechanism 	24 VDC	W602683	W602692	W602701	W602710	W602719	W602728
	48 VDC	W602684	W602693	W602702	W602711	W602720	W602729
	120 VAC	W602681	W602690	W602699	W602708	W602717	W602726
	240 VAC	W602682	W602691	W602700	W602709	W602718	W602727
	380 VAC	W605594	W605595	W605596	W605597	W605598	W605599

Plug-in Adapters

Plug-in Adapters simplify installation and front removal of circuit breakers. Individual line and load plug-in adapters are available for rear connection applications on 2-, 3- and 4-pole circuit breakers. Common mounting plates for line and load-end adapters are available. One Plug-in Adapter Kit is required for line-end and one for load-end.

Frame	Part No.	Continuous Current Rating (Amp)	Ref.No.
F-Frame	LCPFPA	100 - 160	W602730
	LCPFMA	Mounting Plate	W602731
J-Frame	LCPJPA	250	W602732
	LCPJMA	Mounting Plate	W602733
K-Frame	LCPKPA	315-630	W602734
	LCPKMA	Mounting Plate	W602735
L-Frame	LCPLPA	500-800	W602736
	LCPLMA	Mounting Plate	W602737
N-Frame	LCPNPA	1000-1600	W602738
	LCPNPA	Mounting Plate	W602739



Padlockable Handle Lock

The Padlockable Handle Lock allows the handle to be locked in the OFF or ON position, (Trip-free operation allows the circuit breaker to trip when the handle lock holds the circuit breaker handle in the ON position.) The mounts on the circuit breaker cover within the trimline. The cover is predrilled on both sides of the operating handle so that the hasp can be mounted on either side of the handle. The Lock will accommodate up to three padlocks with 1/4-inch (6 mm) shackles, one per circuit breaker

Frame	Part No.	Description	Ref.No.
G-FRAME 1 POLE	WHPLKG01	Padlockable Handle Lock for G Frame 1 pole	W608333
G-FRAME 3,4 POLE	WHPLKG03	Padlockable Handle Lock for G Frame 3 pole	W608334
F-FRAME 3,4 POLE	WHPLKF03	Padlockable Handle Lock for F Frame 3, 4 pole	W608336
J-Frame 3,4 POLE	WHPLKJ03	Padlockable Handle Lock for J Frame 3, 4 pole	W608337
K-Frame 3,4 POLE	WHPLKK03	Padlockable Handle Lock for K Frame 3, 4 pole	W608338
L-Frame 3,4 POLE	WHPLKL03	Padlockable Handle Lock for L Frame 3, 4 pole	W608339
N-Frame 3,4 POLE	WHPLKN03	Padlockable Handle Lock for N Frame 3, 4 pole	W608340

Key Interlock Kit

The Key Interlock is used to externally lock the circuit breaker handle in the OFF position. When the key interlock is locked, an extended deadbolt blocks movement of the circuit breaker handle.

Uniquely coded keys are removable only with the deadbolt extended. Each coded key controls a group of circuit breakers for a given specific customer installation.

The mounting kit comprises a mounting plate, which is secured to the circuit breaker cover in either the left- or right-pole position, key interlock mounting screws, and a wire seal.

Specific mounting kits are required for individual key interlock types.

Ordering Information

Key interlock mounting kits are for field installation only. Select mounting kit Catalog Numbers to match type of lock used. Key interlocks are supplied by customer.

Frame	Part No.	Lock Type	Ref.No.
F-Frame	IF	Kirk	W602752
J-Frame	IJ	Kirk	W602753
K-Frame	IK	Kirk	W602754
L-Frame	IL	Kirk	W602755
N-Frame	IN	Kirk	W602756



Drawout Cassettes

The Drawout Cassette is available for use with J Frame, K Frame, L Frame, and N Frame, 3- and 4 pole breakers. Also available are drawout cassettes for use with the standard 3-pole 36kA and 50kA/480 Vac. The cassettes consist of two separate components: the movable mechanism, which attaches to the breaker, and the stationary mechanism which houses in the cassette. The stationary mechanism is shipped separately the J Frame, K Frame, L Frame, and N Frame Drawout cassettes, all necessary parts of installation are included in the one catalog number. Features of the drawout cassettes for J Frame, K Frame, L Frame, and N Frame include:

- Trip on drawout – Breaker will trip if it is in the ON position when withdrawn from the cassette.
- Secondary Terminal Block – The drawout cassettes include a secondary terminal block for easier

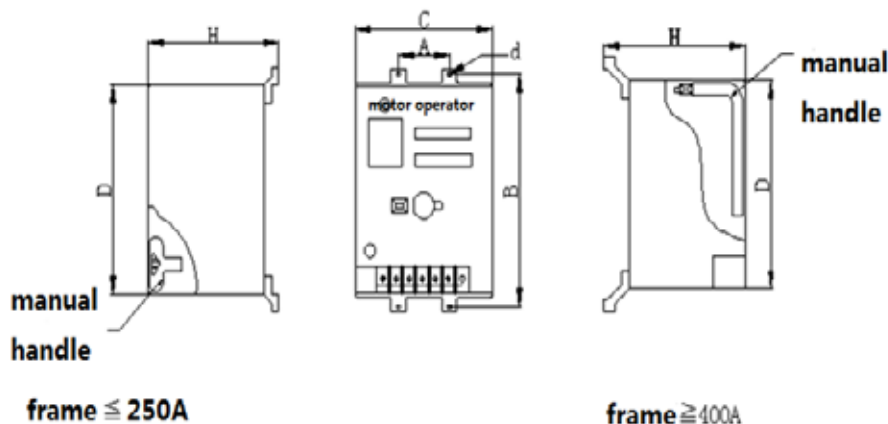
Frame	Part No.	Ref.No.
J-Frame	JDCT250	W602740
K-Frame	KDCT630	W606406
L-Frame	LDCT800	W606407
N-Frame	NDCT16	W606408




Motor Operator For MCCB




Frame	Part No.	Ref.No.	Volatge	Installation and overall dimensions					
				A(mm)	B(mm)	C(mm)	D(mm)	H(mm)	d(ø mm)
G-Frame	WMOPG240	W602757	AC/DC 240V	25	111	74	102	98	4.5
F-Frame	WMOPF240	W602741	AC/DC 240V	30	132	90	116	97	4.5
J-Frame	WMOPJ240	W602742	AC/DC 240V	35	w125	90	116	98	4.5
K-Frame	WMOPK240	W602743	AC/DC 240V	44	194	130	176	152	6.5
L-Frame	WMOPL240	W602744	AC/DC 240V	70	243	130	176	152	6.5



Rotary Handle Mechanisms



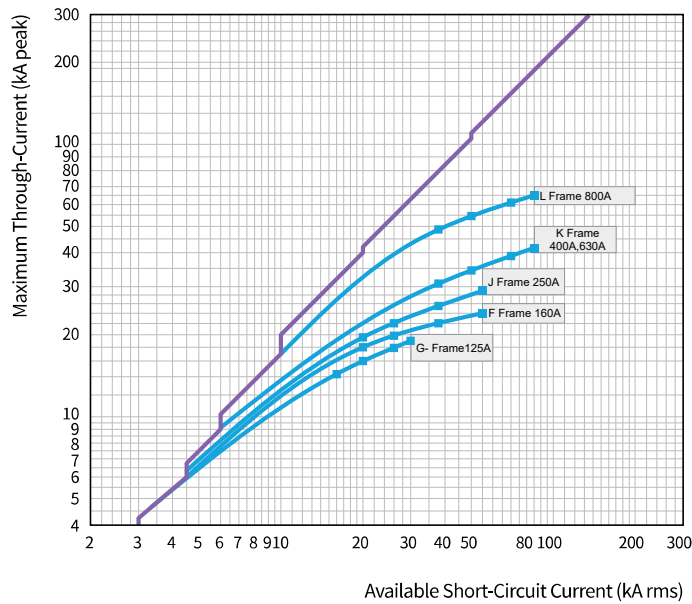
Frame	Part No.	Ref.No.	Rotary Handle Part No.	Shaft Length
G-Frame	WRHMG	W602746	120 WRH.7245	290mm
F-Frame	WRHMF	W602747	120 WRH.7345	290mm
J-Frame	WRHMF	W602748	120WRH.7445	290mm
K-Frame	WRHMK	W602749	120WRH.7545	290mm
L-Frame	WRHML	W602750	120WRH.7645	290mm
N-Frame	WRHMN	W602751	120WRH.7745	290mm



Current & Energy-Limiting Characteristic Curve

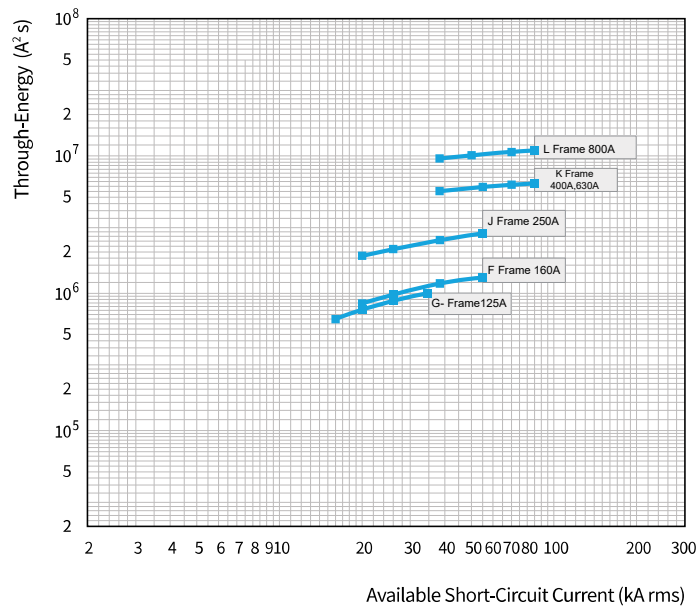
Current - Limiting Characteristic Curve

400/415V



Energy - Limiting Characteristic Curve

400/415V



Moulded Case Circuit Breaker Electronic Release

Full Range of MCCB from 16-1600A According to IEC/EN 60947-2



2

ELECTRONIC BREAKERS

Circuit Breaker type		FH160		JH250		KH400		KH630		LH800	
Type of Breaker		FH160RE	FH160REL	JH250RE	JH250REL	KH400RE	KH400REL	KH630RE	KH630REL	LH800RE	LH800REL
Poles	Number of	3-4		3-4		3-4		3-4		3-4	
Rated insulation voltage	Ui (Volts)	800	800	800	800	1000	1000	1000	1000	1000	1000
Rated impulse withstand voltage	Uimp (kV)	8	8	8	8	12	12	12	12	12	12
Rated operational voltage Ue	Volts AC	415	415	415	415	415	415	415	415	415	415
	Volts DC										
Line Protection device											
Category of use		A	A	A	A	A	A	A	A	A	A
Suitable for use as a isolator	Positive ON and OFF	Yes	Yes	Yes	Yes	Yes	Yes	Yes	Yes	Yes	Yes
Rated current Ith = Ie (Max)	At 55°C	16-32, 40-100, 64-160		100-250		160-400		252-630		252-630, 320-800	
Ultimate breaking capacity Icu (kA)	230/240V AC	65	85	65	85	65	85	65	85	65	85
	400/415V AC	70	70	70	70	70	70	70	70	70	70
	440V AC	25	30	25	30	25	30	25	30	25	30
	500V AC	18	22	18	22	18	22	18	22	18	22
	690V AC	6	8	6	8	6	8	6	8	6	8
Service breaking capacity Ics (kA)	250V DC	25	25	25	25	25	25	25	25	25	25
	≤ 500V	50	50	50	50	50	50	50	50	50	50
Making capacity Icm (kA peak)	690V AC										
	400/415V AC	154	154	154	154	154	154	154	154	154	154
Single phase breaking capacity I _r (kA)	500V AC										
	230V AC										
Endurance (Number of operations)	400/415V AC										
	Mechanical	7000		4000		4000		4000		4000	
Endurance (On-Tripped operations)	Electrical at In and 415V AC	1500		1000		1000		1000		1000	
	Mechanical	2000		1500		1500		1500		1500	
Trip Unit	Electronic LSI	LSI		LSI		LSI		LSI		LSI	
	Electronic LSIG		LSIG		LSIG		LSIG		LSIG		LSIG
Fast Type	Rated Leakage current (mA)	30,100,500 (Adjustable)		30,100,500 (Adjustable)		30,100,500 (Adjustable)		30,100,500 (Adjustable)		30,100,500 (Adjustable)	
	Maximum action time (s)	0.1		0.1		0.1		0.1		0.1	
Delay Type	Rated Leakage current (mA)	100,300,500 (Adjustable)		100,300,500 (Adjustable)		100,300,500 (Adjustable)		100,300,500 (Adjustable)		100,300,500 (Adjustable)	
	Maximum action time at 2I(s)	0.45, 1.0, 2.0 (Adjustable)		0.45, 1.0, 2.0 (Adjustable)		0.45, 1.0, 2.0 (Adjustable)		0.45, 1.0, 2.0 (Adjustable)		0.45, 1.0, 2.0 (Adjustable)	
	Maximum action time at 2I(s)	0.1, 0.5, 1.0		0.1, 0.5, 1.0		0.1, 0.5, 1.0		0.1, 0.5, 1.0		0.1, 0.5, 1.0	

Installation

Circuit Breaker or Switch type		FH160		JH250		KH400		KH630		LH800	
Number of poles		3	4	3	4	3	4	3	4	3	4
Mounting	Fixed	Yes		Yes		Yes		Yes		Yes	
	Line	Cable		Cable		Busbar ext		Busbar ext		Busbar ext	
Connection	Load	Cable		Cable		Busbar ext		Busbar ext		Busbar ext	
	Cable Size	16-150mm ²		25-185mm ²		35-300mm ²		35-300mm ²		95-500mm ²	
Dimensions (h x w x d) mm	Fixed front connection	155x90x83	155x120x83	165x105x92	165x140x92	257x140x105	257x185x105	257x140x105	257x185x105	257x210x105	257x280x105
Weights (kg)	Fixed front connection	1.8	2.3	1.8	2.3	5.7	7.5	5.7	7.5	9.5	12.5

Over Load Setting (0.4 - 1.0 In)
Short Circuit Setting (2.0 - 10 In)

MCCB Series Electronic Adjustable Circuit Breaker

Outline

MCCB Series Electronic circuit breaker is suitable for ac 50/60Hz, rated voltage 690V, the rated working current 800A low voltage power grid

Suitable working environment and Installation condition

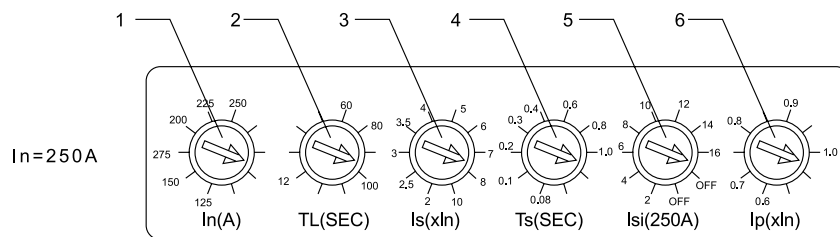
- Altitude less than 2000m
- Ambient medium temperature is from -50°C to $+40^{\circ}\text{C}$ ($+45^{\circ}\text{C}$ for shipping product)
- Max inclination is 22.5°
- It can still work reliably if the product subjects to the normal vibration from ships
- It can still work reliably if the product subjects to the earth quake (4g)
- Put in the place where is no explosion danger and conductive dust, Cant corrode metal and destroy the insulation sheet.

Features

1. Above MCCB can put accessories such as, UVT, Shunt, Aux, Alarm contact. Motor-Driven operation Mechanism, Rotary handle.
2. Function available as over-load long- time delay, short- circuit time- delay ,instant protection.
3. Earth- Fault protection, Thermal analogue Pre- alarm, indication, Over- current, indication operational current.
4. MCCB series is with residual- current protection circuit breaker.

Panel & Function

Tripping Plate

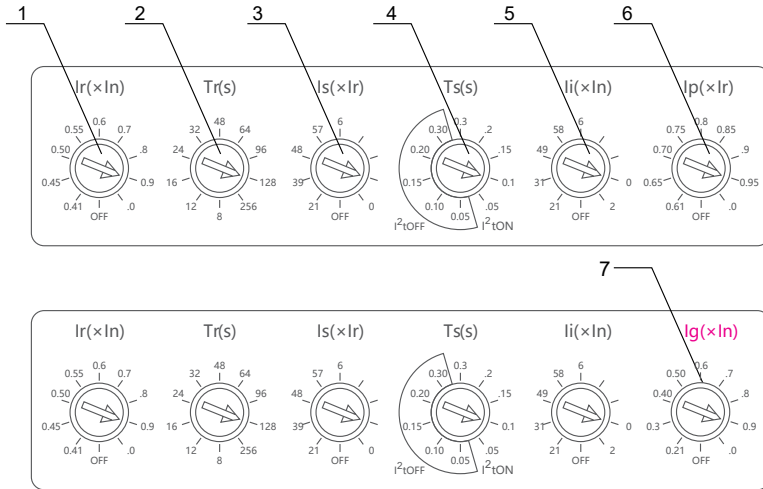


- 1.1. Adjustable setting value of rated current I_n
- 1.2. Adjustable setting value of long time- delay operated TL320%
- 1.3. Adjustable setting value of short time-delay current I_s
- 1.4. Adjustable setting value of short time-delay operated time T_s
- 1.5. Adjustable setting value of instant current I_i
- 1.6. Adjustable setting value of over-load alarm current I_p

Moulded Case Circuit Breaker Electronic Release

2

ELECTRONIC BREAKERS



LSI

LSIG

1. Ir: Rated current setting knob switch.

The panel setting of 160-800 frame can be selected as 0.4, 0.45, 0.5, 0.55, 0.6, 0.7, 0.8, 0.9, 1.0;

2. Tr: Overload long-delay time setting knob switch,when the circuit breaker passes 1.5 times Ir (xIn) current, the circuit breaker trips at the setting time, The optional gears are 8s, 12s, 16s, 24s, 32s, 48s, 64s, 96s, 128s, 256s.

3. Is: Short-circuit short-time delay current multiplier setting knob switch, the optional gears are 2, 3, 4, 5, 6, 7, 8, 9, 10, when the circuit breaker When the short-circuit current of the setting value x Ir(xIn) is passed, the circuit breaker will trip with a delay.

4. Ts: Short-circuit short-delay action time setting knob switch, It is divided into inverse time protection (I²t ON) and time limit protection (I²t off)the optional gears are 0.05s,0.1 s,0.15s, 0.2s,0.3s,when the circuit breaker passes the Is short-circuit current, the circuit breaker will trip at the set time.

5. li: Instantaneous current multiplier setting knob switch, the optional gears are 2, 3, 4, 5, 6,8, 9, 10, 12, when the circuit breaker passes the adjustment When the short-circuit current of fixed value x In, the circuit breaker will trip instantaneously.

6. lp: warning current multiple setting knob switch,optional gears are 60%,6 5%,7 0%,7 5%, 80%,8 5%,9 0%,9 5%,1 00%,when the circuit breaker through the set value x IR (x1n) short circuit current,the Circuit Breaker Warning Indicator Light is on.

7. lg: set knob switch with optional gears of 0.2,0.3,0.4,0.5,0.6,0.7,0.8,0.9,1.0. When the circuit breaker passes the set value x In ground current, the circuit breaker will be disconnected from the ground.

With Residual current Protection Panel

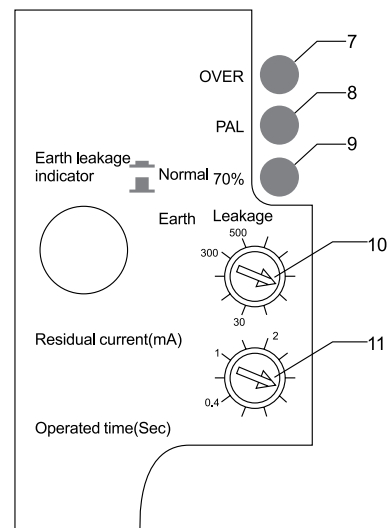
2.1. Over-current In indicator,red light-on when operational current >105% In

2.2 Alarm current Ip Indicator yellow flash,when operational current :tpx90%

2.3 Indicator green always light- on,when operational current 60% XIn >

2.4 Adjustable setting value of residual current

2.5 Adjustable setting value if residual current operated time



Selection Guide

FH	RE	3	160	E
----	----	---	-----	---

Type	The adjustable type	poles	Current frame code optional
FH	RE	4	160
MCCB	RE-Electronic adjustable REL With Residual Current Protection	3: 3P 4: 4P	Inm = 160 Inm = 320 Inm = 630 Inm = 800

Selection Guide

FH **E** **160** **P/3** **300** **2** **A**

Type
FH
MCCB

The adjustable type
E
E-Electronic adjustable

Current frame code optional
3,4
Inm=160 Inm=250 Inm=400 Inm=630 Inm=800

operation
FH
P:Motor-driven Z:Rotary handle W:Direct

Poles
3,4
3:3Pole 4:4Pole

Tripping mode and inner accessory
300
2 : The intelligent tripping device Remark : The last two figures means accessory code (see accessories list)

Application
2
1 Power distribution 2. Motor-protection

Option for 4P MCCB
A
A:N pole without protection & ON/OFF B:N pole without protection,ON/OFF C:N pole with protection & ON/OFF D:N pole with protection without ON/OFF if the customer has no specific requirmentd, the quadruple product will be the default for the B class

Intelligent release characteristics

It has protect on functions such as long load delay inverse time, short circuit short delay inverse time, short circuit short delay definite time, short circuit instantaneous action and other protection functions.

The inverse-time action characteristics of long-time overcurrent protection are shown in the table:

Current		Action Time	
For power distribution	1.05I _r	2h(In 63A)	
	1.3I _r	<1h	
	1.51I _r	Setting Time t _r (s)	Inm-125A, 250A, 400A, 630A, 800A 8, 12, 16, 24, 32, 48, 64, 96, 128, 256

remakrs: the error of the action value is 10%,and the error of the action time is 15%

short-time delay overcurrent protection action characteristics when TS is in the I²tON range:

current	action time					
I _s <I<6I _r inverse time limit	I ² T ² =(6XI _r) ² TS					
I _s ≥I≥6I _r Reverse time limit	setting time T _s (s)	0.05	0.1	0.15	0.2	0.3
	Error	±0.02	±0.03	±0.04	±0.06	±0.08
	Return time	-	-	0.14	0.21	0.3

Note:I is the actual passing current, T2 is the actual action time; I_s is the set short-delay action time.

When TS is in the I²tOFF range,set time limit:

current	action time					
I≥I _s ±10% Current error	setting time T _s (s)	0.05	0.1	0.15	0.2	0.3
	Error	±0.02	±0.03	±0.04	±0.06	±0.08
	Return time	-	-	0.14	0.21	0.3

Note: I is the actual passing current, T2 is the actual action time,I_s is the set short-delay current,and T_s is the set short-delay action time.




Short-circuit instantaneous protection action characteristics

vcurrent	I _i = (2,3,4,5,6,8,9,10,12) xI _n	
Action characteristics	Operating current	0.05
	Action time	<0.1s

Ground protection action characteristics

vcurrent	I _g (0.2,0.3,0.4,0.5,0.6,0.7,0.8,0.9,1.0)xI _n	
Action characteristics	I≤0.9I _g I≤0.9 I _g not moving	I>1.1I _g I>1.1I _g circuit breaker action
	Action time	T _g =0.4s (time limit)

The indicator lamp of the electronic release panel is set as follows

	running indication
	pre-alarm indication
	overload indication

overload pre-alarm features:

Load current	$0.9I_p < I < 1.15I_P$	$I \geq 1.15I_P$
Indicator status	Flicker	Hengliang

overload indication:

Load current	$I < 1.15I_p$	$I \geq 1.15I_p$
Indicator status	Not bright	Hengliang

running instructions:

Condition:	$I < 0.4I_n$ $I < 0.4I_n$ (single phase) $I < 0.2I_n$ $I < 0.2I_n$ (three-phase)	$I \geq 0.4I_n$ $I \geq 0.4I_n$ (single phase)	$I \geq 0.2I_n$ $I \geq 0.2I_n$ (three phase)
Indicator status	no bright	Hengliang	Hengliang

Note:

1. The above current error is $\pm 10\%$
2. The pre-alarm current must meet the starting current constraints, that is, the current cannot be lower than the operating conditions.

General setting table of protection characteristics

The factory setting values of various protection characteristics should be specified by the user when ordering. If the user has no special requirements when ordering, each protection characteristic will be configured according to the "Protection characteristics Factory General setting Table" when it leaves the factory.

Protection characteristics factory routine setting table

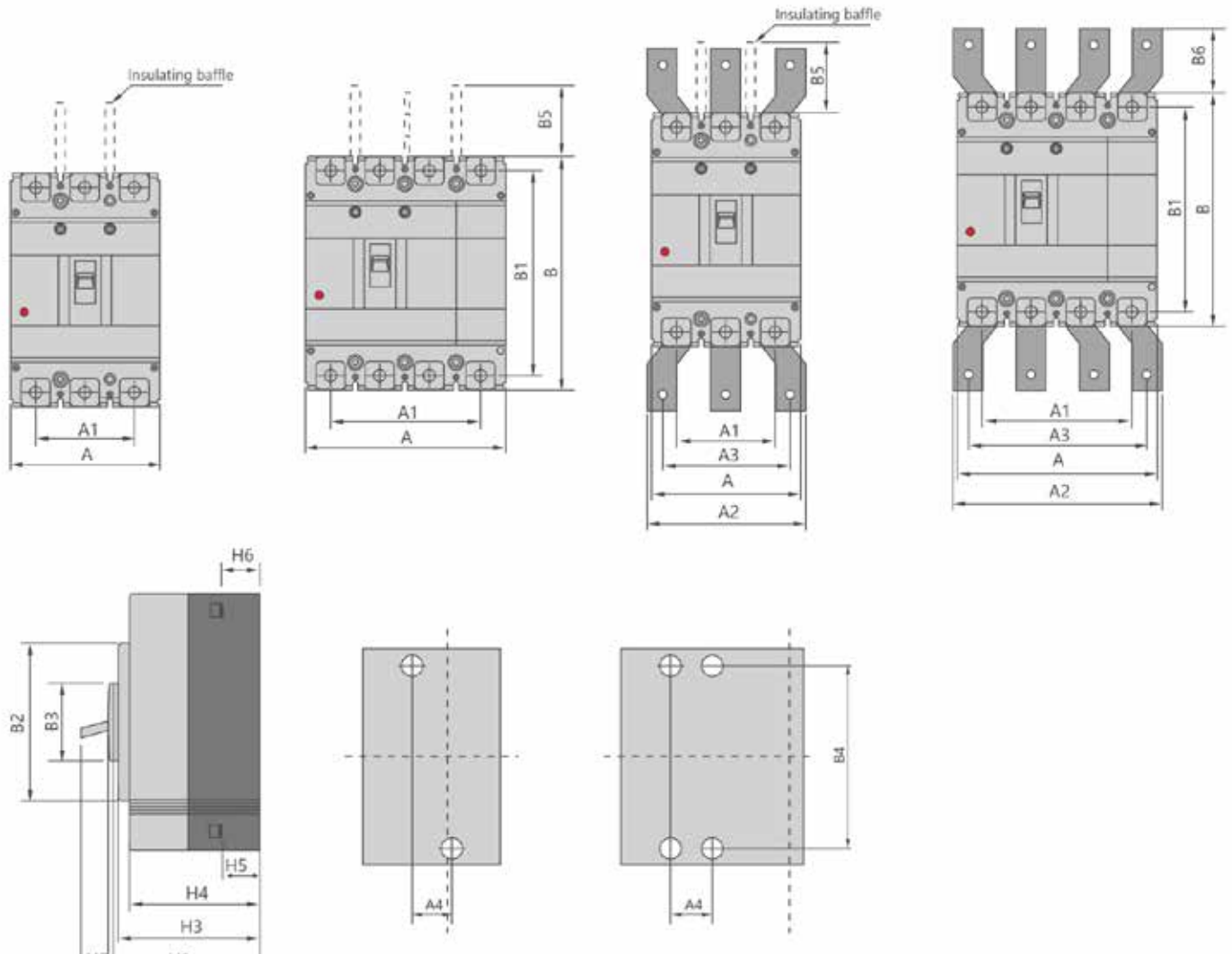
Protection featuresaction time			
for power distribution protection	overload long delay	setting current I_r	I_n
		Setting time T_r	256s
	Short circuit short delay	Setting current I_s	$8 \times I_r$
		Setting Time T_s	0.3s
	Short circuit moment	Setting current I_i	$10 \times I_n$
Pre-alarm	Setting current I_P	$1.0I_r$	
For MOr Protection	overload long delay	setting current I_r	I_n
		Setting Time T_r	256s
	Short circuit short delay	Setting current I_s	$10I_r$
		Setting Time T_s	0.3s
	Short circuit moment	Setting current I_i	$12 \times I_n$
Pre-alarm	Setting current I_P	$1.0I_r$	

Model	Current (A)	three-phase total power loss (VA)	
		front and rear wiring	plug-in wiring
F160	160	35	22
J250	250	62	40
K400	400	115	70
K630	630	190	125
L800	800	262	210

The derating factors for ambient temperature changes are shown in the table:

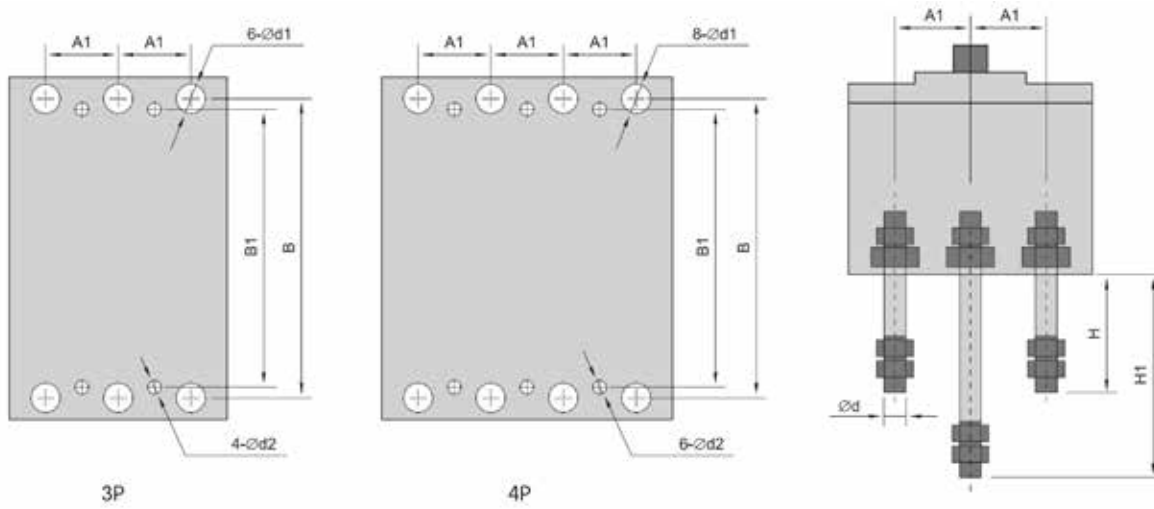
Model	40°C	45°C	50°C	55°C	60°C
	derating factor	derating factor	derating factor	derating factor	derating factor
F160	1In	0.95In	0.89In	0.84In	0.79In
J250	1In	0.96In	0.91In	0.87In	0.82In
K400	1In	0.94In	0.87In	0.81In	0.73In
K630	1In	0.91In	0.85In	0.80In	0.74In
L800	1In	0.88In	0.83In	0.79In	0.76In

Overall and Mounting Dimensions (mm)

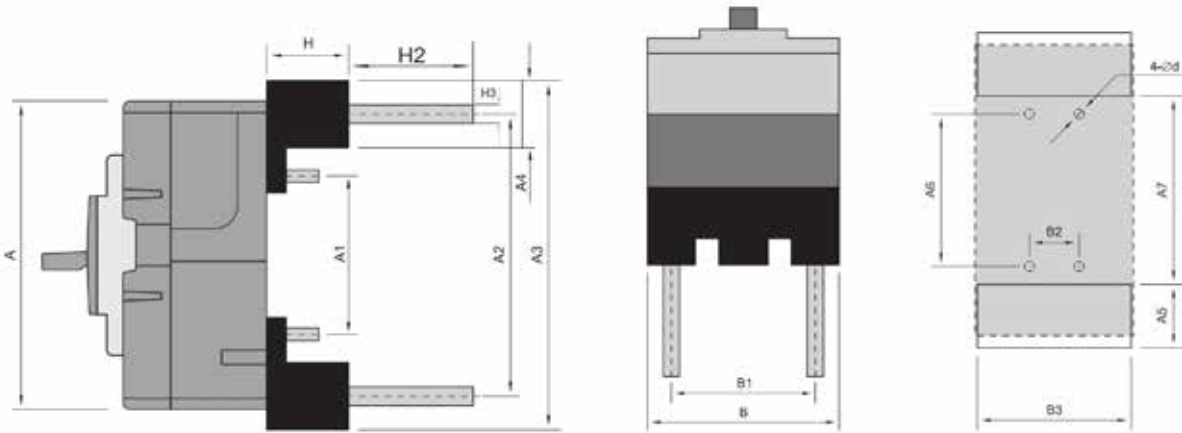


Model	Overall Dimensions																				Installing Dimensions		Bolt	
	A		A1		A2		A3		B	B1	B2	B3	B5	B6	H	H1	H2	H3	H4	H5	H6			
	3P	4P	3P	4P	3P	4P	3P	4P																
F160	90	120	60	90	-	-	-	-	155	134	102	50	50	-	109	83	4	76	24.5	24.5		30	132	M8
J250	105	140	70	105	-	-	-	-	165	144	102	50	110	-	120	95	4	91	84	22.5	24	35	126	M8
K400	140	185	88	132	140	196	112	168	257	230	179	90	110	42	155	107	5	105	97	29	30	44	194	M10
K630	140	185	88	132	140	196	112	168	257	230	179	90	110	42	155	107	5	105	97	29	30	44	194	M10
L800	210	280	140	210	180	250	140	210	275	243	192	90	110	87	155	107	5	104	97	27	27	70	242.5	M12

Rear connection & overall (mm)

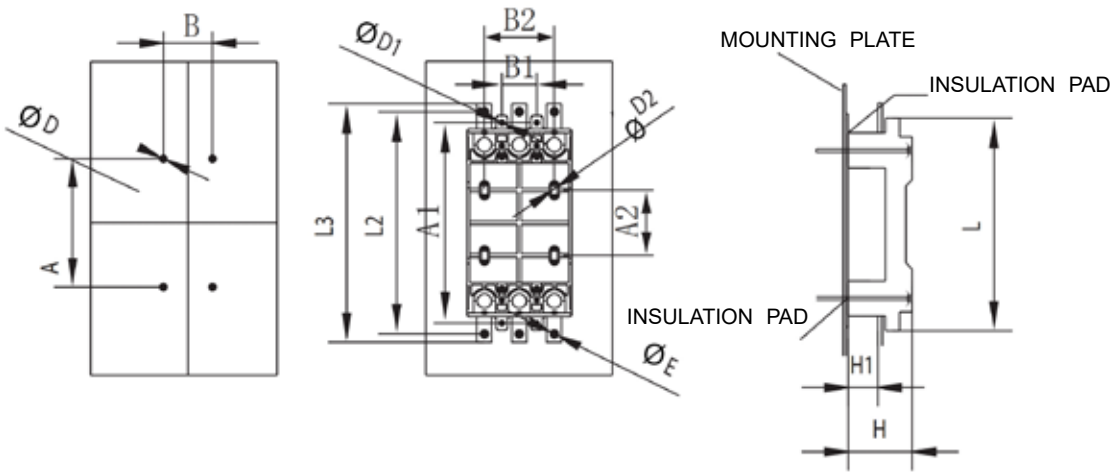


Plug in connection & overall (mm)



Model	Rear connection & overall (mm)								Plug in connection & overall (mm)															
	A1	B	B1	H	H1	ØD	ØD1	ØD2	A	A1	A2	A3	A4	A5	A6	A7	H	B	B1	B2	B3	ØD	H2	H3
F160	30	134	132	48	88	8	18	5	155	60	134	173	38	48	60	98	50	92	60	60	94	6.5	31	19.5
J250	35	144	126	63	103	12	24	5	165	54	144	184	45	55	54	95	50	107	70	70	109	6.5	35	21.5
K400	44	230	194	68	109	18	35	7	257	126	255	279	55	65	125	169	60	140	88	60	142	9	32	23
K630	44	230	194	68	109	18	35	7	257	139	220	275	55	65	139	168	60	133	88	44	143	9	48	30
L800	70	243	243	108	163	24	48	7	275	147	242	296	55	65	147	188	91	218	140	207	222	10.5	31	25

Rear connection & overall (mm)



NOTE : 400A, 630A 800A NO INSULATION PAD REQUIRED

Model Specification	A	B	L2	L3	D	E	H	H1	L	A1	B1	D1	A2	B2	D2
F160	112	30	200	216	4.5	6.5	56	28	182	172	30	5.5	67	60	6.5
J250	150	35	223	243	4.5	8.5	74	33	202	191	35	5.5	74	70	6.5
K400	249	44	332	358	5.5	10.5	85	36	310	295	44	6.5	146	88	7
K630	249	44	332	358	5.5	10.5	85	36	310	295	44	6.5	146	88	7
L800	283	70	363	403	6.5	12.5	125	67	341	327	70	6.5	143	140	7

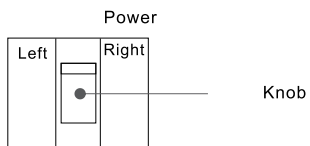
Inner Accessories

3P-RE | REL / 4P-RE | REL Accessories Code

2

ELECTRONIC BREAKERS

		FH160E	JH250E	KH630E	LH800E
No. of poles		3	3	3	3
Code	Accessory name				
408	Alarm contact				
410	Shunt release				
420	Auxiliary contact				
430	Under-voltage release				
440	Shunt auxiliary contact				
460	Two groups auxiliary contacts				
470	Auxiliary contact UVT				
418	Shunt alarm contact				
428	Auxiliary alarm contact				
438	UVT alarm contact				
448	Shunt auxiliary alarm contact				
468	Two groups aux alarm contact				
478	Aux contact UVT alarm contact				
480	Two groups aux contact and shunt				



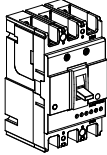
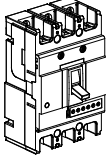
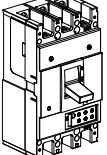
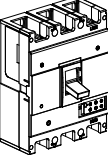
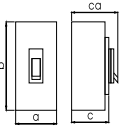
● Alarm contact ○ Aux contact □ Shunt release ■ Under voltage release (UVT)

Remark: 1、right auxiliary contact, left shunt, left UVT as options

2、spec. 220、320、240、340、270、370aux contact can be two contacts, need to confirm when ordered.

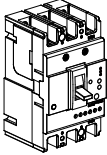
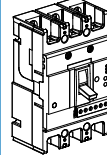
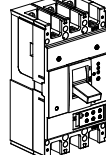
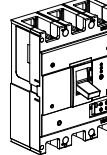
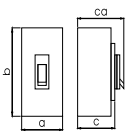
→ Accessories connecting wire

Technical Data

Frame(A)	160	250	400, 630	800		
Type	FH160RE	JH250RE	KH400RE KH630RE	LH800RE		
Number of poles	3,4	3,4	3,4	3,4		
						
Rated current adjustable range	16-32,40-100 64-160	100-250, 125-320	160-400, 252-630	252-630, 320-800		
Rated impulse-withstand voltage (Uimp)	8kV	8kV	12kV	12kV		
Rated voltage Ue(V)	AC 415V	AC 415V	AC 415V	AC 415V		
Rated insulation voltage Ui(V)	AC 800V	AC 800V	AC 1000V	AC 1000V		
(KA)Icu/1cs Short-circuit Interrupting capacity AC 415V	70/50	70/50	70/50	70/50		
Operation life (cycle)	Electrical	1500	1000	1000		
	Mechanical	7000	4000	4000		
Dimensions (mm) a-b-c-ca		(3P)	90-155-83-109	105-165-92-120	140-257-105-155	210-257-105-155
		(4P)	120-155-83-109	140-165-92-120	185-257-105-155	280-257-105-155
Weight(kg)	(3P)	1.8	1.8	5.7	9.5	
	(4P)	2.3	2.3	7.5	12.5	
Motor-driven operation	●	●	●	●		
External rotary handle	●	●	●	●		
Automatic tripping device	Electronic type	Electronic type	Electronic type	Electronic type		

● Means accessory as option

Technical Data

Frame(A)	160	250	400,630	800
Type	FH160REL	JH250REL	KH400REL, KH630REL	LH800REL
Power System	3Φ3W,1Φ2W,1Φ3W	3Φ4W,3Φ3W,1Φ3W 1Φ2W,1Φ3W	3Φ3W,1Φ2W,1Φ3W	3Φ3W,1Φ2W 1Φ3W,3Φ4W
				
Rated Current	16-32,40-100 64-160	100-250,	160-400, 252-630	252-630, 320-800
Number of Poles	3,4	3,4	3,4	3,4
Rated voltage Ue (V)	AC 415V	AC 415V	AC 415V	AC 415V
Rated insulation voltage Ui (V)	AC 800V	AC 800V	AC 1000V	AC 1000V
Fast Type	Rated Leakage current (mA)	30,100,500 (Adjustable)	30,100,500 (Adjustable)	30,100,500 (Adjustable)
	Maximum action time (s)	0.1	0.1	0.1
Delay Type	Rated Leakage current (mA)	100,300,500 (Adjustable)	100,300,500 (Adjustable)	100,300,500 (Adjustable)
	Maximum action time at 21(s)	0.45,1.0,2.0 (Adjustable)	0.45,1.0,2.0 (Adjustable)	0.45,1.0,2.0 (Adjustable)
	Maximum action time at 21(s)	0.1,0.5,1.0	0.1,0.5,1.0	0.1,0.5,1.0
Leakage indication system				
(KA)Icu/1cs Short-circuit Interrupting capacity AC 415V		70/50	70/50	70/50
Operation life (cycle)	Electrical	1500	1000	1000
	Mechanical	7000	4000	4000
Dimensions (mm) a-b-c-ca	 (3P)	90-155-83-109	105-165-92-120	140-257-105-155
	(4P)	120-155-83-109	140-165-92-120	185-257-105-155
Weight(kg)	(3P)	2.0	2.0	6.6
	(4P)	2.5	2.5	8.4
Motor-driven operation	●	●	●	●
External rotary handle	●	●	●	●
Automatic tripping device	Electronic type	Electronic type	Electronic type	Electronic type

● Means accessory as option

Characteristic Feature

1. Inverse time breaking action property of the over current release of the breaker (for power distribution) at tve status that all poles are electrified simultaneously under ambient temp 55°C

Test current	I/In	Conventional time	Initial status
$I_n \leq 63$ $63 < I_n$			
conventional non-trip current	1.05	$\geq 1h$ $\geq 2h$	cold status
conventional trip current	1.30	$< 1h$ $< 2h$	Immediately after tested above

2. when ambient temperature is $\pm 55^\circ\text{C}$ for electromotor protection breaker, power on for every pole, inverse time limit characteristic of no temperature compensation is in the following sheet.

Test current	I/In	Conventional time	Initial status
$I_n \leq 800$			
conventional non-trip current	1.0	$\geq 2h$	cold status
conventional trip current	1.2	$< 2h$	Immediately after tested above

3. action property of the short-circuit release of the breaker

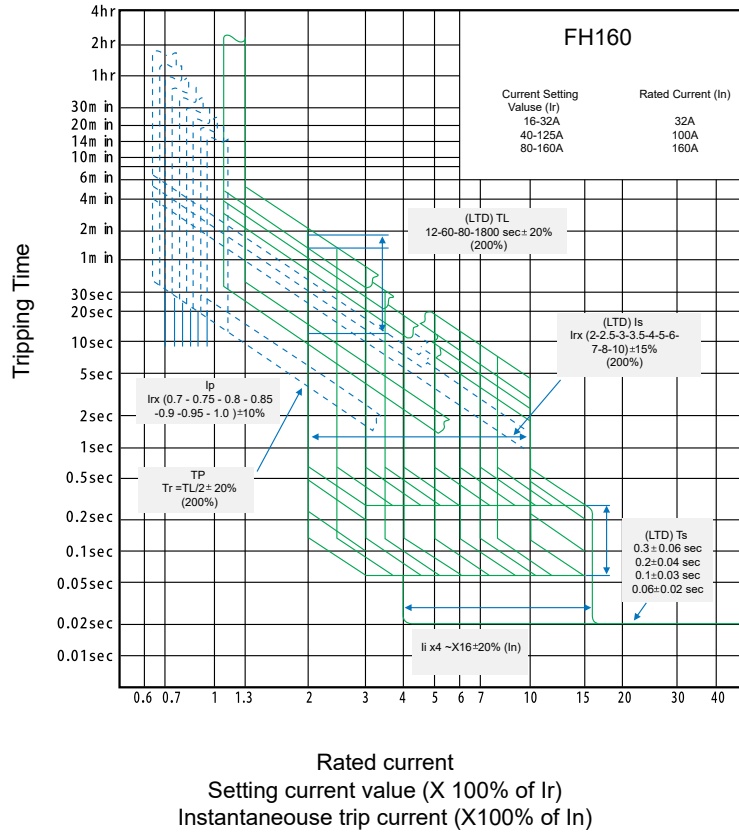
- Instant trip(for power distribution) $I = 10I_n$
- Instant trip(for motor protection) $I = 12I_n$
- Current tolerance $\pm 20\%$

Operating Characteristic Figure

FH160

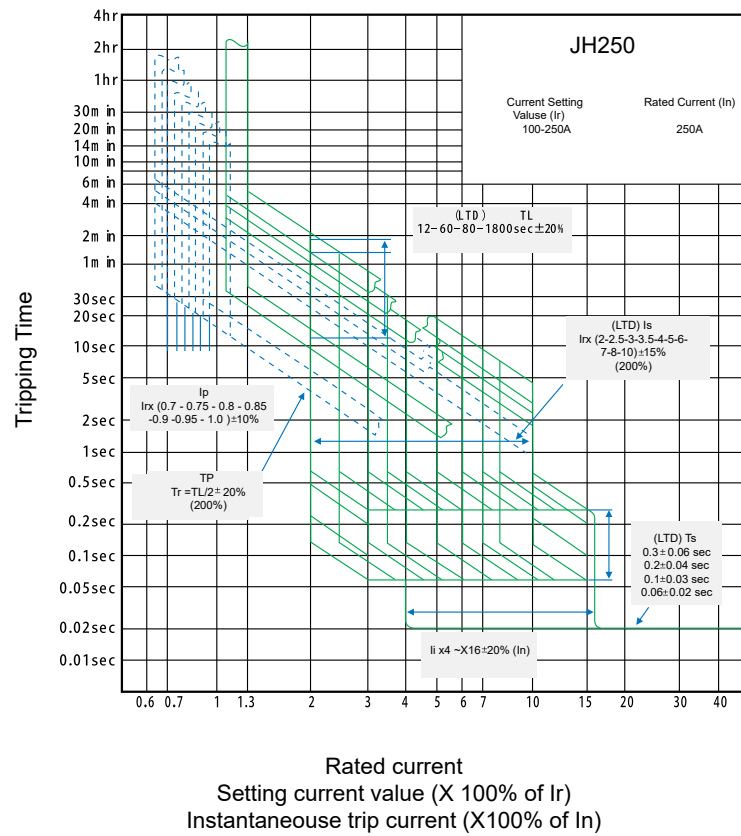
2

ELECTRONIC BREAKERS



Operating Characteristic Figure

JH250

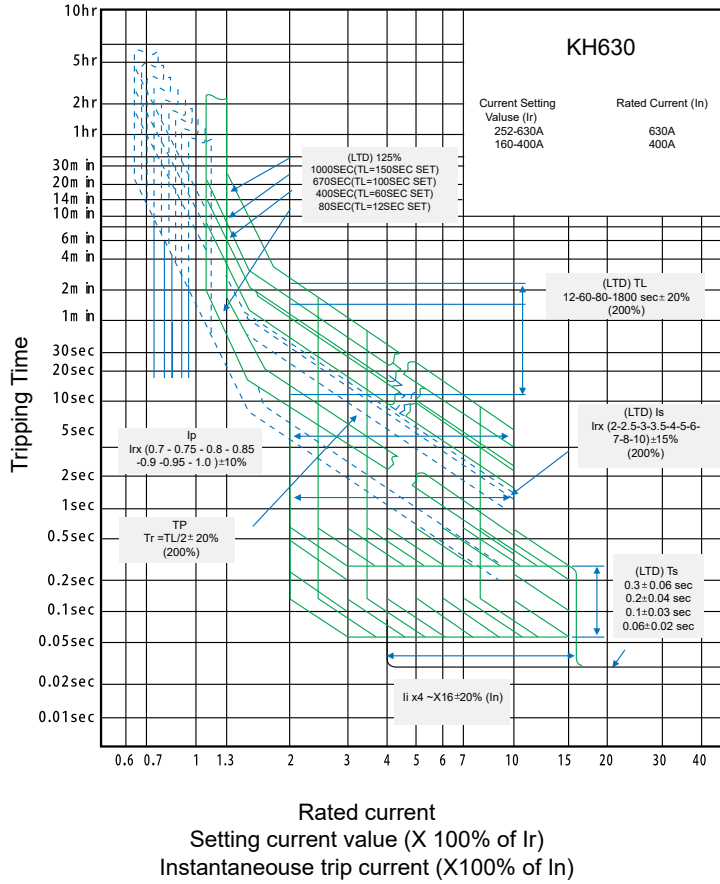


Operating Characteristic Figure

KH630

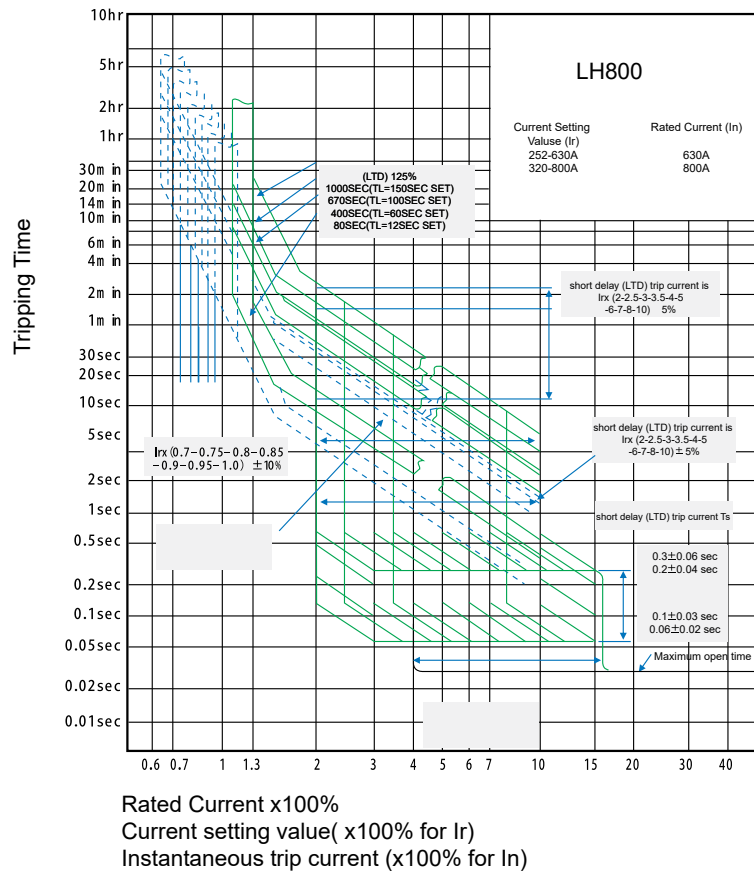
2

ELECTRONIC BREAKERS



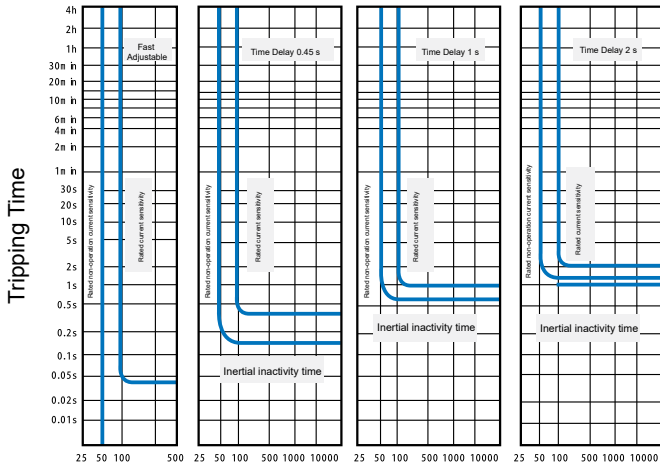
Operating Characteristic Figure

LH800



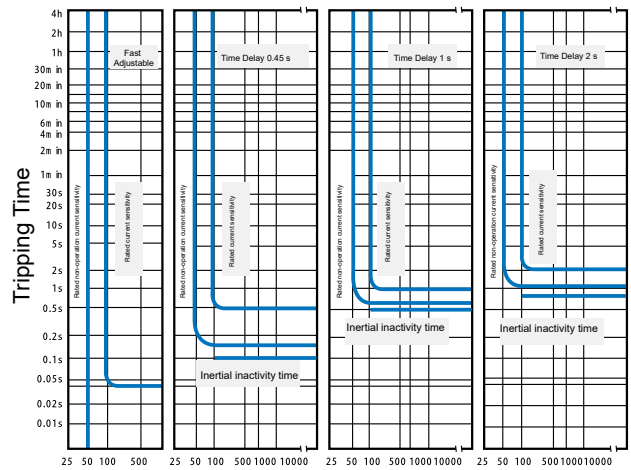
Operating Characteristic Figure

FH160



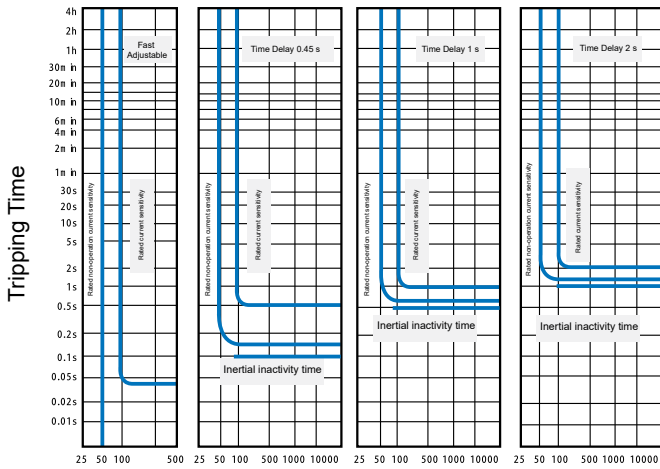
Residual current(current sensitivity % value)

JH320



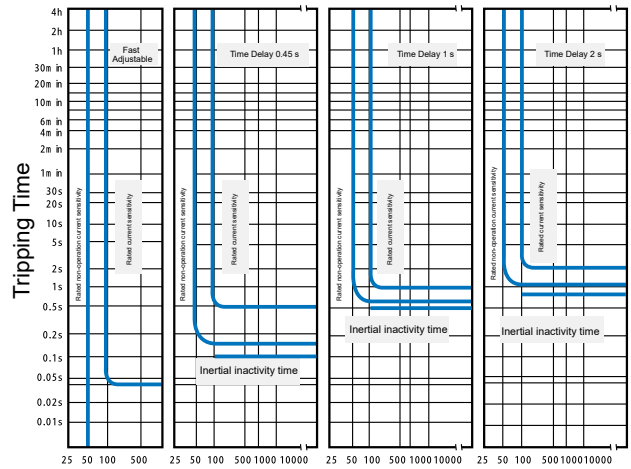
Residual current(current sensitivity % value)

KH630



Residual current(current sensitivity % value)

LH800



Residual current(current sensitivity % value)

ELECTRONIC BREAKERS
FS-Frame MCCB 36kA (Electronic LSI) 3 POLE

Raring	Ref.No.	ITEM	DESCRIPTION
16A	W607345	FS3016E	FS-Frame MCCB 3P 16A 36kA 240/415V 50/60Hz
20A	W607346	FS3020E	FS-Frame MCCB 3P 20A 36kA 240/415V 50/60Hz
25A	W607347	FS3025E	FS-Frame MCCB 3P 25A 36kA 240/415V 50/60Hz
32A	W607348	FS3032E	FS-Frame MCCB 3P 32A 36kA 240/415V 50/60Hz
40A	W607349	FS3040E	FS-Frame MCCB 3P 40A 36kA 240/415V 50/60Hz
50A	W607350	FS3050E	FS-Frame MCCB 3P 50A 36kA 240/415V 50/60Hz
63A	W607351	FS3063E	FS-Frame MCCB 3P 63A 36kA 240/415V 50/60Hz
70A	W607352	FS3070E	FS-Frame MCCB 3P 70A 36kA 240/415V 50/60Hz
80A	W607353	FS3080E	FS-Frame MCCB 3P 80A 36kA 240/415V 50/60Hz
90A	W607354	FS3090E	FS-Frame MCCB 3P 90A 36kA 240/415V 50/60Hz
100A	W607355	FS3100E	FS-Frame MCCB 3P 100A 36kA 240/415V 50/60Hz
125A	W607356	FS3125E	FS-Frame MCCB 3P 125A 36kA 240/415V 50/60Hz
160A	W606416	FS3160E	FS-Frame MCCB 3P 160A 36kA 240/415V 50/60Hz

FS-Frame MCCB 36kA (Electronic LSI) 4 POLE

16A	W607357	FS4016E	FS-Frame MCCB 4P 16A 36kA 240/415V 50/60Hz
20A	W607358	FS4020E	FS-Frame MCCB 4P 20A 36kA 240/415V 50/60Hz
25A	W607359	FS4025E	FS-Frame MCCB 4P 25A 36kA 240/415V 50/60Hz
32A	W607360	FS4032E	FS-Frame MCCB 4P 32A 36kA 240/415V 50/60Hz
40A	W607361	FS4040E	FS-Frame MCCB 4P 40A 36kA 240/415V 50/60Hz
50A	W607362	FS4050E	FS-Frame MCCB 4P 50A 36kA 240/415V 50/60Hz
63A	W607363	FS4063E	FS-Frame MCCB 4P 63A 36kA 240/415V 50/60Hz
70A	W607364	FS4070E	FS-Frame MCCB 4P 70A 36kA 240/415V 50/60Hz
80A	W607365	FS4080E	FS-Frame MCCB 4P 80A 36kA 240/415V 50/60Hz
90A	W607366	FS4090E	FS-Frame MCCB 4P 90A 36kA 240/415V 50/60Hz
100A	W607367	FS4100E	FS-Frame MCCB 4P 100A 36kA 240/415V 50/60Hz
125A	W607368	FS4125E	FS-Frame MCCB 4P 125A 36kA 240/415V 50/60Hz
160A	W607369	FS4160E	FS-Frame MCCB 4P 160A 36kA 240/415V 50/60Hz

FH-Frame MCCB 50kA (Electronic LSI) 3 POLE

16A	W607370	FH3016E	FH-Frame MCCB 3P 16A 50kA 240/415V 50/60Hz
20A	W607371	FH3020E	FH-Frame MCCB 3P 20A 50kA 240/415V 50/60Hz
25A	W607372	FH3025E	FH-Frame MCCB 3P 25A 50kA 240/415V 50/60Hz
32A	W607373	FH3032E	FH-Frame MCCB 3P 32A 50kA 240/415V 50/60Hz
40A	W607374	FH3040E	FH-Frame MCCB 3P 40A 50kA 240/415V 50/60Hz
50A	W607375	FH3050E	FH-Frame MCCB 3P 50A 50kA 240/415V 50/60Hz
63A	W607376	FH3063E	FH-Frame MCCB 3P 63A 50kA 240/415V 50/60Hz
70A	W607377	FH3070E	FH-Frame MCCB 3P 70A 50kA 240/415V 50/60Hz
80A	W607378	FH3080E	FH-Frame MCCB 3P 80A 50kA 240/415V 50/60Hz
90A	W607379	FH3090E	FH-Frame MCCB 3P 90A 50kA 240/415V 50/60Hz
100A	W607380	FH3100E	FH-Frame MCCB 3P 100A 50kA 240/415V 50/60Hz
125A	W607381	FH3125E	FH-Frame MCCB 3P 125A 50kA 240/415V 50/60Hz
160A	W607382	FH3160E	FH-Frame MCCB 3P 160A 50kA 240/415V 50/60Hz

ELECTRONIC BREAKERS
FH-Frame MCCB 50kA (Electronic LSI) 4 POLE

16A	W607383	FH4016E	FH-Frame MCCB 4P 16A 50kA 240/415V 50/60Hz
20A	W607384	FH4020E	FH-Frame MCCB 4P 20A 50kA 240/415V 50/60Hz
25A	W607385	FH4025E	FH-Frame MCCB 4P 25A 50kA 240/415V 50/60Hz
32A	W607386	FH4032E	FH-Frame MCCB 4P 32A 50kA 240/415V 50/60Hz
40A	W607387	FH4040E	FH-Frame MCCB 4P 40A 50kA 240/415V 50/60Hz
50A	W607388	FH4050E	FH-Frame MCCB 4P 50A 50kA 240/415V 50/60Hz
63A	W607389	FH4063E	FH-Frame MCCB 4P 63A 50kA 240/415V 50/60Hz
70A	W607390	FH4070E	FH-Frame MCCB 4P 70A 50kA 240/415V 50/60Hz
80A	W607391	FH4080E	FH-Frame MCCB 4P 80A 50kA 240/415V 50/60Hz
90A	W607392	FH4090E	FH-Frame MCCB 4P 90A 50kA 240/415V 50/60Hz
100A	W607393	FH4100E	FH-Frame MCCB 4P 100A 50kA 240/415V 50/60Hz
125A	W607394	FH4125E	FH-Frame MCCB 4P 125A 50kA 240/415V 50/60Hz
160A	W607395	FH4160E	FH-Frame MCCB 4P 160A 50kA 240/415V 50/60Hz

ELECTRONIC BREAKERS

JS - Frame MCCB 36kA (Electronic LSI) 3 POLE

Raring	Ref.No.	ITEM	DESCRIPTION
100A	W607396	JS3100E	JS - Frame MCCB 3P 100A 36kA 240/415V 50/60Hz
125A	W607397	JS3125E	JS - Frame MCCB 3P 125A 36kA 240/415V 50/60Hz
160A	W607398	JS3160E	JS - Frame MCCB 3P 160A 36kA 240/415V 50/60Hz
200A	W607399	JS3200E	JS - Frame MCCB 3P 200A 36kA 240/415V 50/60Hz
250A	W606417	JS3250E	JS - Frame MCCB 3P 250A 36kA 240/415V 50/60Hz

JS - Frame MCCB 36kA (Electronic LSI) 4 POLE

100A	W607400	JS4100E	JS - Frame MCCB 4P 100A 36kA 240/415V 50/60Hz
125A	W607401	JS4125E	JS - Frame MCCB 4P 125A 36kA 240/415V 50/60Hz
160A	W607402	JS4160E	JS - Frame MCCB 4P 160A 36kA 240/415V 50/60Hz
200A	W607403	JS4200E	JS - Frame MCCB 4P 200A 36kA 240/415V 50/60Hz
250A	W607404	JS4250E	JS - Frame MCCB 4P 250A 36kA 240/415V 50/60Hz

JH - Frame MCCB 50kA (Electronic LSI) 3 POLE

100A	W607405	JH3100E	JH - Frame MCCB 3P 100A 50kA 240/415V 50/60Hz
125A	W607406	JH3125E	JH - Frame MCCB 3P 125A 50kA 240/415V 50/60Hz
160A	W607407	JH3160E	JH - Frame MCCB 3P 160A 50kA 240/415V 50/60Hz
200A	W607408	JH3200E	JH - Frame MCCB 3P 200A 50kA 240/415V 50/60Hz
250A	W607409	JH3250E	JH - Frame MCCB 3P 250A 50kA 240/415V 50/60Hz

JH - Frame MCCB 50kA (Electronic LSI) 4 POLE

100A	W607410	JH4100E	JH - Frame MCCB 4P 100A 50kA 240/415V 50/60Hz
125A	W607411	JH4125E	JH - Frame MCCB 4P 125A 50kA 240/415V 50/60Hz
160A	W607412	JH4160E	JH - Frame MCCB 4P 160A 50kA 240/415V 50/60Hz
200A	W607413	JH4200E	JH - Frame MCCB 4P 200A 50kA 240/415V 50/60Hz
250A	W607414	JH4250E	JH - Frame MCCB 4P 250A 50kA 240/415V 50/60Hz

KS - Frame MCCB 36kA (Electronic LSI) 3POLE 400A , 630A

320A	W607415	KS3320E	KS - Frame MCCB 3P 320A 36kA 240/415V 50/60Hz
400A	W607416	KS3400E	KS - Frame MCCB 3P 400A 36kA 240/415V 50/60Hz
500A	W607423	KS3500E	KS - Frame MCCB 3P 500A 36kA 240/415V 50/60Hz
630A	W607424	KS3630E	KS - Frame MCCB 3P 630A 36kA 240/415V 50/60Hz

KS - Frame MCCB 36kA (Electronic LSI) 4POLE 400A , 630A

320A	W607417	KS4320E	KS - Frame MCCB 4P 320A 36kA 240/415V 50/60Hz
400A	W607418	KS4400E	KS - Frame MCCB 4P 400A 36kA 240/415V 50/60Hz
500A	W607425	KS4500E	KS - Frame MCCB 4P 500A 36kA 240/415V 50/60Hz
630A	W607426	KS4630E	KS - Frame MCCB 4P 630A 36kA 240/415V 50/60Hz

KH - Frame MCCB 50kA (Electronic LSI) 3POLE 400A , 630A

320A	W607419	KH3320E	KH - Frame MCCB 3P 320A 50kA 240/415V 50/60Hz
400A	W607420	KH3400E	KH - Frame MCCB 3P 400A 50kA 240/415V 50/60Hz
500A	W607427	KH3500E	KH - Frame MCCB 3P 500A 50kA 240/415V 50/60Hz
630A	W606418	KH3630E	KH - Frame MCCB 3P 630A 50kA 240/415V 50/60Hz

KH - Frame MCCB 50kA (Electronic LSI) 3POLE 400A , 630A

320A	W607421	KH4320E	KH - Frame MCCB 4P 320A 50kA 240/415V 50/60Hz
400A	W607422	KH4400E	KH - Frame MCCB 4P 400A 50kA 240/415V 50/60Hz
500A	W607428	KH4500E	KH - Frame MCCB 4P 500A 50kA 240/415V 50/60Hz
630A	W607429	KH4630E	KH - Frame MCCB 4P 630A 50kA 240/415V 50/60Hz

ELECTRONIC BREAKERS
LH - Frame MCCB 50kA (Electronic LSI) 3POLE

500A	W607430	LH3500E	LH - Frame MCCB 3P 500A 50kA 240/415V 50/60Hz
630A	W607431	LH3630E	LH - Frame MCCB 3P 630A 50kA 240/415V 50/60Hz
800A	W606419	LH3800E	LH - Frame MCCB 3P 800A 50kA 240/415V 50/60Hz

LH - Frame MCCB 50kA (Electronic LSI) 4POLE

500A	W607432	LH4500E	LH - Frame MCCB 4P 500A 50kA 240/415V 50/60Hz
630A	W607433	LH4630E	LH - Frame MCCB 4P 630A 50kA 240/415V 50/60Hz
800A	W607434	LH4800E	LH - Frame MCCB 4P 800A 50kA 240/415V 50/60Hz

ELECTRONIC BREAKERS

FS-Frame MCCB 36kA (Electronic LSIG) 4 POLE

Raring	Ref.No.	ITEM	DESCRIPTION
16A	W611489	FS4016RE	FS-Frame MCCB 4P 16A 36kA 240/415V 50/60Hz
20A	W611490	FS4020RE	FS-Frame MCCB 4P 20A 36kA 240/415V 50/60Hz
25A	W611491	FS4025RE	FS-Frame MCCB 4P 25A 36kA 240/415V 50/60Hz
32A	W611492	FS4032RE	FS-Frame MCCB 4P 32A 36kA 240/415V 50/60Hz
40A	W611493	FS4040RE	FS-Frame MCCB 4P 40A 36kA 240/415V 50/60Hz
50A	W611494	FS4050RE	FS-Frame MCCB 4P 50A 36kA 240/415V 50/60Hz
63A	W611495	FS4063RE	FS-Frame MCCB 4P 63A 36kA 240/415V 50/60Hz
70A	W611496	FS4070RE	FS-Frame MCCB 4P 70A 36kA 240/415V 50/60Hz
80A	W611497	FS4080RE	FS-Frame MCCB 4P 80A 36kA 240/415V 50/60Hz
90A	W611498	FS4090RE	FS-Frame MCCB 4P 90A 36kA 240/415V 50/60Hz
100A	W611499	FS4100RE	FS-Frame MCCB 4P 100A 36kA 240/415V 50/60Hz
125A	W611500	FS4125RE	FS-Frame MCCB 4P 125A 36kA 240/415V 50/60Hz
160A	W611501	FS4160RE	FS-Frame MCCB 4P 160A 36kA 240/415V 50/60Hz

FH-Frame MCCB 50kA (Electronic LSIG) 4 POLE

16A	W611502	FH4016RE	FH-Frame MCCB 4P 16A 50kA 240/415V 50/60Hz
20A	W611503	FH4020RE	FH-Frame MCCB 4P 20A 50kA 240/415V 50/60Hz
25A	W611504	FH4025RE	FH-Frame MCCB 4P 25A 50kA 240/415V 50/60Hz
32A	W611505	FH4032RE	FH-Frame MCCB 4P 32A 50kA 240/415V 50/60Hz
40A	W611506	FH4040RE	FH-Frame MCCB 4P 40A 50kA 240/415V 50/60Hz
50A	W611507	FH4050RE	FH-Frame MCCB 4P 50A 50kA 240/415V 50/60Hz
63A	W611508	FH4063RE	FH-Frame MCCB 4P 63A 50kA 240/415V 50/60Hz
70A	W611509	FH4070RE	FH-Frame MCCB 4P 70A 50kA 240/415V 50/60Hz
80A	W611510	FH4080RE	FH-Frame MCCB 4P 80A 50kA 240/415V 50/60Hz
90A	W611511	FH4090RE	FH-Frame MCCB 4P 90A 50kA 240/415V 50/60Hz
100A	W611512	FH4100RE	FH-Frame MCCB 4P 100A 50kA 240/415V 50/60Hz
125A	W611513	FH4125RE	FH-Frame MCCB 4P 125A 50kA 240/415V 50/60Hz
160A	W611514	FH4160RE	FH-Frame MCCB 4P 160A 50kA 240/415V 50/60Hz

JS - Frame MCCB 36kA (Electronic LSIG) 4 POLE

100A	W611515	JS4100RE	JS - Frame MCCB 4P 100A 36kA 240/415V 50/60Hz
125A	W611516	JS4125RE	JS - Frame MCCB 4P 125A 36kA 240/415V 50/60Hz
160A	W611517	JS4160RE	JS - Frame MCCB 4P 160A 36kA 240/415V 50/60Hz
200A	W611518	JS4200RE	JS - Frame MCCB 4P 200A 36kA 240/415V 50/60Hz
250A	W611519	JS4250RE	JS - Frame MCCB 4P 250A 36kA 240/415V 50/60Hz

JH - Frame MCCB 50kA (Electronic LSIG) 4 POLE

100A	W611520	JH4100RE	JH - Frame MCCB 4P 100A 50kA 240/415V 50/60Hz
125A	W611521	JH4125RE	JH - Frame MCCB 4P 125A 50kA 240/415V 50/60Hz
160A	W611522	JH4160RE	JH - Frame MCCB 4P 160A 50kA 240/415V 50/60Hz
200A	W611523	JH4200RE	JH - Frame MCCB 4P 200A 50kA 240/415V 50/60Hz
250A	W611524	JH4250RE	JH - Frame MCCB 4P 250A 50kA 240/415V 50/60Hz

ELECTRONIC BREAKERS

KS - Frame MCCB 36kA (Electronic LSIG) 4POLE 400A , 630A

320A	W611525	KS4320RE	KS - Frame MCCB 4P 320A 36kA 240/415V 50/60Hz
400A	W611526	KS4400RE	KS - Frame MCCB 4P 400A 36kA 240/415V 50/60Hz
500A	W611527	KS4500RE	KS - Frame MCCB 4P 500A 36kA 240/415V 50/60Hz
630A	W611528	KS4630RE	KS - Frame MCCB 4P 630A 36kA 240/415V 50/60Hz

KH - Frame MCCB 50kA (Electronic LSIG) 4POLE 400A , 630A

320A	W611529	KH4320RE	KH - Frame MCCB 4P 320A 50kA 240/415V 50/60Hz
400A	W611530	KH4400RE	KH - Frame MCCB 4P 400A 50kA 240/415V 50/60Hz
500A	W611531	KH4500RE	KH - Frame MCCB 4P 500A 50kA 240/415V 50/60Hz
630A	W611532	KH4630RE	KH - Frame MCCB 4P 630A 50kA 240/415V 50/60Hz

LH - Frame MCCB 50kA (Electronic LSIG) 4POLE

500A	W611533	LH4500RE	LH - Frame MCCB 4P 500A 50kA 240/415V 50/60Hz
630A	W611534	LH4630RE	LH - Frame MCCB 4P 630A 50kA 240/415V 50/60Hz
800A	W611535	LH4800RE	LH - Frame MCCB 4P 800A 50kA 240/415V 50/60Hz



Worldwide



OUR PROMISE

Westinghouse is built upon a tradition of dependability and innovation.

Today, we strive to make everyday life a little better by offering a wide range of quality products and services you can trust.



WHY WESTINGHOUSE ?

Since 1886, Westinghouse has brought the best to life. Today, Westinghouse Electric Corporation remains a trusted name globally in consumer and industrial products. Built on a heritage of innovation and entrepreneurial spirit. Today, Westinghouse continues to grow its diverse portfolio, which includes a wide range of product categories, including home appliances, consumer electronics, power generation, Transmission & distribution and lighting.





Westinghouse

Pennsylvania , USA

Westinghouse LV MV Product sp. z o.o.
Warsaw, Poland

Westinghouse Lv Mv Product Sdn. Bhd.
Penang, Malaysia

Westinghouse LV MV Product
Dubai, UAE

Westinghouse LV MV Product
Istanbul, Turkey

WWW.westinghouselvmv.com

Email: info@westinghouselvmv.com

™ & © 2024 Westinghouse Electric Corporation. All Rights Reserved.